



ANALYTICS AND DATA

TechCasts

Discovering Oracle Fusion Data Intelligence

Peter Koutroubis – Executive Vice President of Sales Operations, SMACT Works

Jai Gangwani – BI Solution Architect, SMACT Works



 Aug 22nd

Our Favorite Features of OAC

Presented by **Dan Vlamis & Team**

 Sept 5th

Oracle CloudWorld 2024 Session Analysis and Expert Agenda Recommendations

Presented by **Roger Cressey, Dan Vlamis, Jim Czuprynski, Tim Vlamis**

 Oct 3rd

Harnessing Oracle GoldenGate 23ai with AI Automation: A New Era of Intelligent Monitoring, Building, and Diagnostics

Presented by **Bobby Curtis**

TechCast Archive

2024

2023

2022

2021

2020

2019

Date	Title	Presenter(s)	Replay	Download(s)
Jan 12	A&D Summit Preview	Dan Vlamis, Abi Giles-Haigh, Cathye Pendley, Wayne Van Sluys, Jean Ihm, and Roger Cressey	Video	Slides

[Click to see Live TechCast page](#)

Submit a topic to share at <https://andouc.org/techcasts/>




Let's Connect



Website

<http://andouc.org/>



Chat with the Experts

<https://bit.ly/Join-ANDOUC-Slack>



Watch Previous TechCasts

<https://bit.ly/3qmGgHN>



@AnalyticAndData



<https://www.facebook.com/AnDOracleUserCommunity>



<https://www.linkedin.com/company/analytics-and-data-oracle-user-community>



Spatial + Graph SIG
bit.ly/Spatial-Graph-LinkedIn





Analytics and Data
ORACLE USER COMMUNITY

Save the Date

Analytics and Data Summit 2025

April 8-10, 2025

Oracle Conference Center
Redwood Shores, California

www.andouc.org/analytics-and-data-summit-2025/



Call for Speakers now open!
Submit your abstract today:
<https://sessionize.com/andsummit2025>





01

Understand what Oracle products serve as the basis for FDI

02

Understand what is delivered “pre-built” with FDI

03

Understand how FDI is deployed in conjunction with Oracle Cloud Applications

04

Understand the extensibility of FDI beyond Oracle Cloud Applications



Oracle Fusion Analytics Warehouse (FAW) [formerly called Oracle Analytics for Applications (OAX) and now Fusion Data Intelligence (FDI)] consists of several core components:





- Oracle Cloud Infrastructure Identity and Access Management
- Oracle FDI Console
- Data Pipeline Infrastructure
- Oracle Autonomous Data Warehouse
- Oracle Analytics Cloud.

It has ready-to-use components that Oracle manages and extensible components that you can manage. Though Oracle manages these components, you can customize and extend them:









- Data pipeline to Oracle Fusion Cloud Applications
- Data model
- Semantic model
- Best practice content for dashboards, and reports






Service Administration

 Security	 Release Updates	 Virus Scanner	 System Settings
---	---	--	--

Application Administration

 Reporting Configuration	 Data Configuration	 Enable Features	 Semantic Model Extensions
 Data Validation	 Uploads	 Promote Objects	 Bundles

Analytics Server

 Sessions & Query Caches	 Issue SQL	 OAC Console	
--	---	--	--



You must have the Oracle Fusion Data Intelligence “Service Administrator” role to access the Console and perform administration tasks.

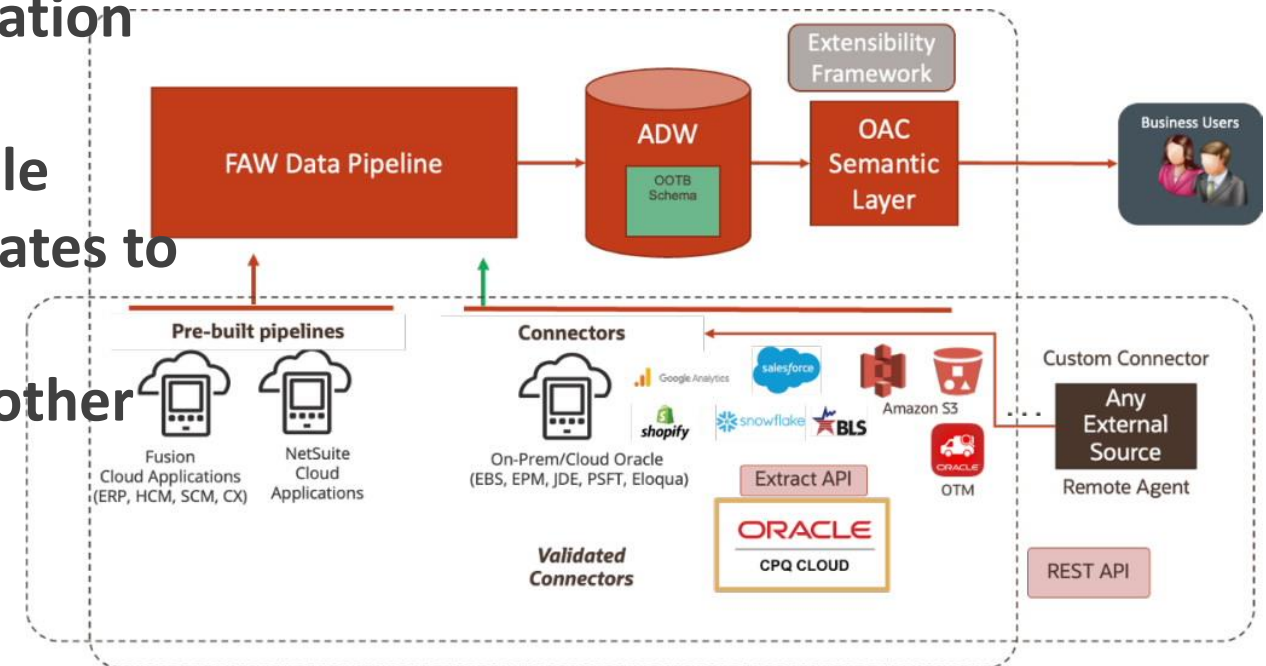
The following table outlines the tasks that you can perform on the Oracle Fusion Data Intelligence Console.

Task	More information
Security	Manage users and their access to subject areas and data. See Manage Users,, GroupsApplication Roles, and Data Access .
Release Updates	Decide and apply the application updates except the emergency patches that are deployed automatically. See Manage Application Updates .
Virus Scanner	Use the Virus Scanner option on the Console in Oracle Fusion Analytics Warehouse to connect to your virus scanning server. See Configure a Virus Scanner .
Advanced Configuration	Advanced data and content configurations will be available in a future release.
Data Configuration	Configure connections to source systems Fusion and managed pipelines. Configure pipeline settings, data augmentations and application specific configurations. See Configure Oracle Fusion Analytics Warehouse Data .
Semantic Model Extensions	Configure extensions and customizations to the semantic model. Join with custom data objects or import external semantic models. See Customize Oracle Fusion Analytics Warehouse .
Data Validation	Validate the data after loading the source data from Oracle Fusion Cloud Applications into your data warehouse. See Validate Oracle Fusion Analytics Warehouse Data .
Uploads	Upload and download data related to security and financial categories to your data warehouse using files. See Manage Uploads and Downloads .
Promote Objects (Deployment)	Promote changes to the semantic model, security configurations, and customized KPIs from non-production to Production environments. See Promote Your Customizations to the Production Environment .
Bundles	Manage snapshots of your application artifacts as bundles. See Bundle Your Application Artifacts .
Session and Query Cache	See which users are signed in and troubleshoot report queries. This is also accessible from the FAW console. See Monitor Users and Activity Logs .
Issue SQL	Test and debug SQL queries. See Run Test SQL Queries .

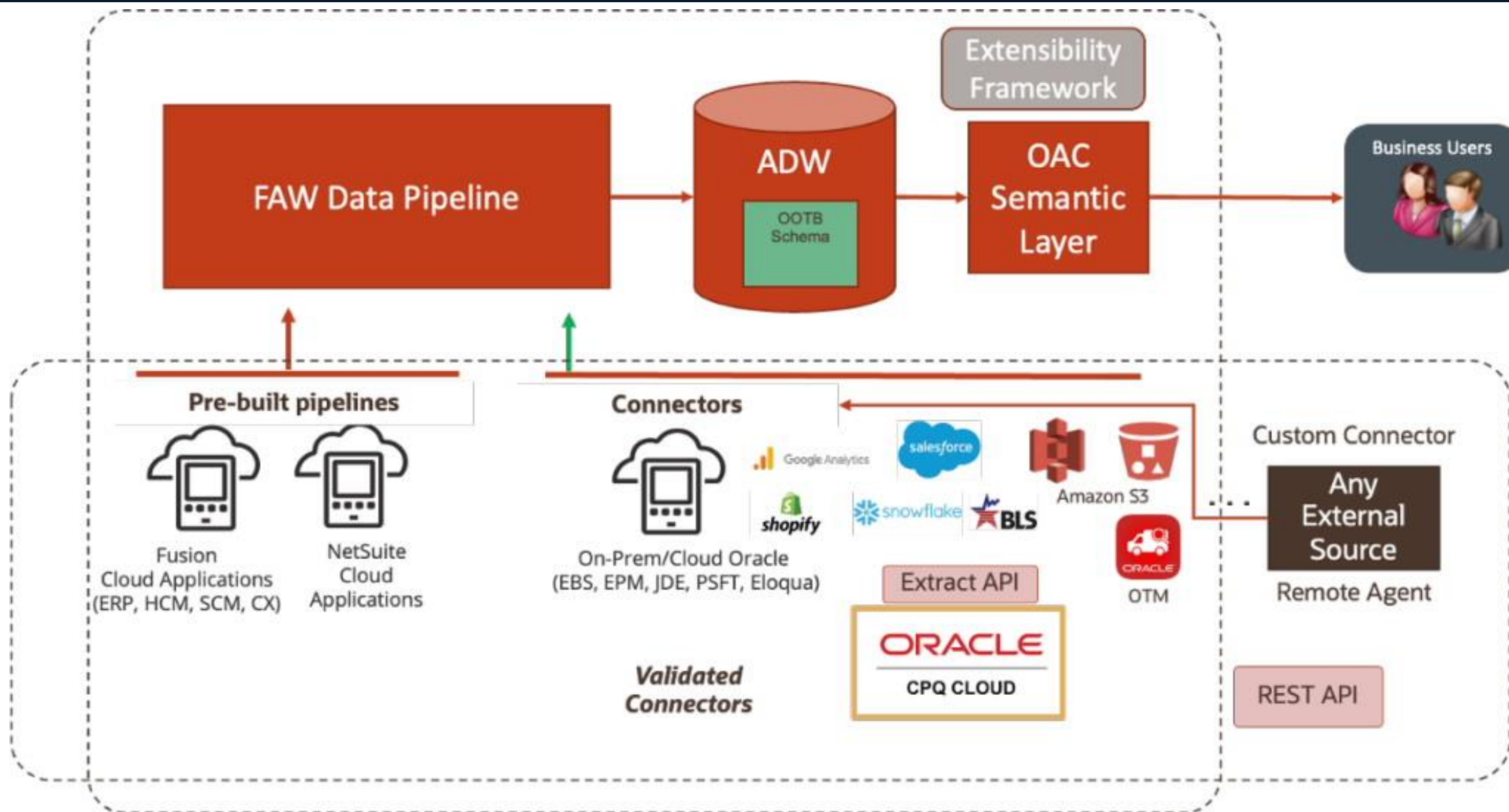


FAW Data Pipeline Infrastructure (DPI)

- This is a “black box” and is delivered with the product but cannot be modified by the end client.
- This includes all the extraction, transformation and loading features within FDI
- Oracle Delivers Quarterly updates to Oracle Cloud Applications which can include updates to the DPI
- This is not a limitation because there are other ways to create custom content



ORACLE FDI DATA PIPELINE





Oracle Autonomous Data Warehouse (ADW)

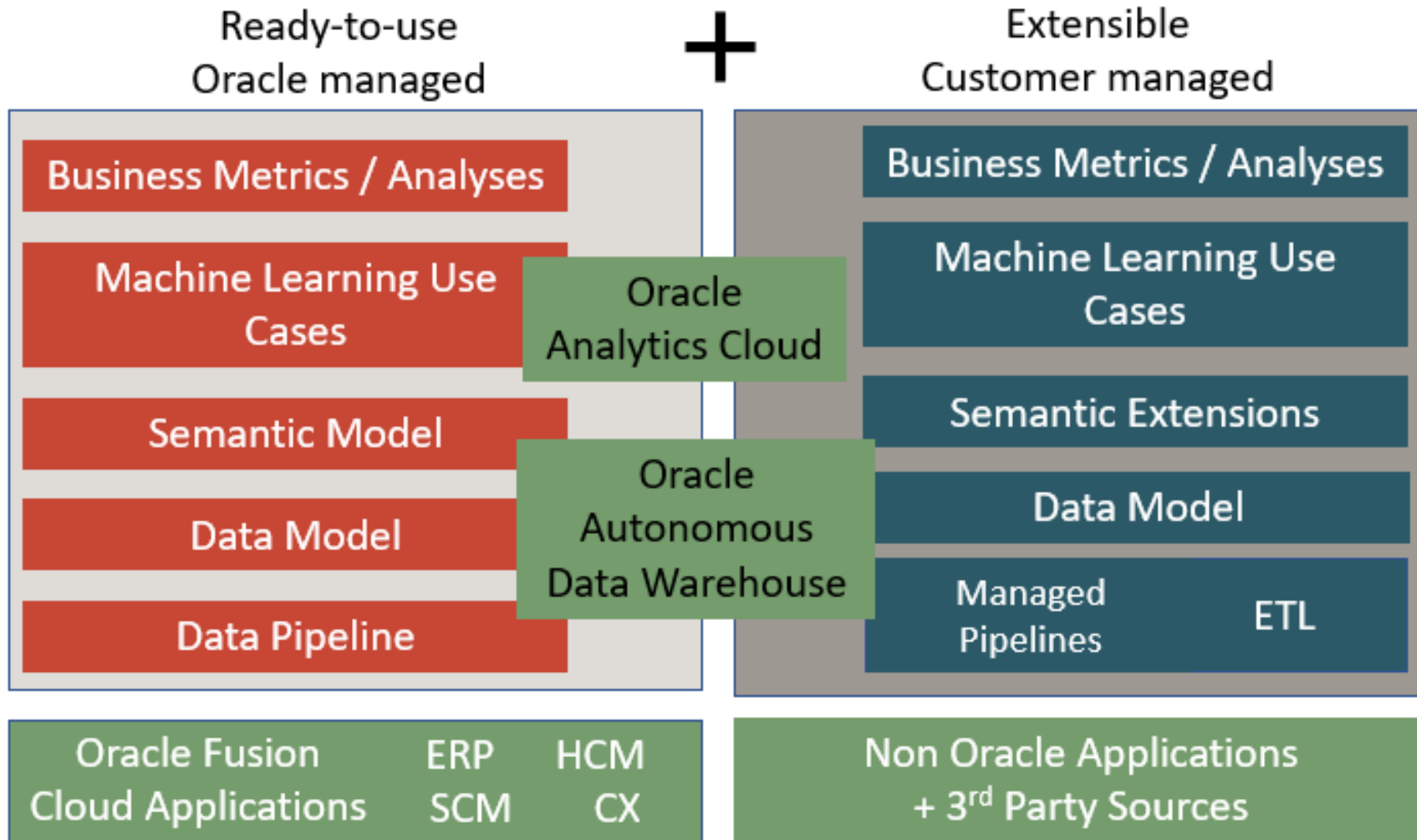
- ADW serves as the basis or foundation on which FDI is built and extended
- Easy to connect to ADW using SQL Developer and other tools

Oracle Analytics Cloud (OAC)

- Serves as the analytics engine on which the pre-built analytics are built and extended

**NOTE: The version of ADW and OAC bundled with FDI is updated in synchronization with fusion applications which differs from stand alone ADW and OAC.*

ORACLE FDI PRE-BUILT + CUSTOM





Fusion Analytics Content Explorer ^{24.R2}

Fusion Analytics applications	Fusion modules	Fusion Analytics subject areas	Fusion Analytics metrics
5	24	84	3043

Fusion Data Intelligence, is the next generation data, analytics, and AI platform for Fusion Applications customers, empowering users with curated data, analytical applications and intelligent applications to power smart decisions and directed actions for optimal business outcomes. The analytical applications, Fusion ERP Analytics, Fusion AH Analytics, Fusion SCM Analytics, Fusion HCM Analytics, and Fusion CX Analytics, provide considerable ready-to-use analytical content for departmental users which can be explored using this tool.

All Fusion Analytics subject areas																			
ERP							CX					HCM				SCM			
Procurement - Spend	PPM - Project Revenue	PPM - Project Commitments	Financials - GL Balance Sheet	Financials - GL Account Analysis	Financials - EXM Employee Expenses	Financials - Assets Transactions	CX - Subscriptions	CX - Service Request	CX - Opportunity Stage Progression	CX - Opportunity Snapshot	CX - Opportunity Revenue Line Snapshot	HCM - Workforce Time and Labor Management	HCM - Workforce Rewards - Workforce Compensation	HCM - Workforce Rewards - Salary Basis	HCM - Workforce Rewards - Payroll Costing	SCM - Transfer Orders	SCM - Sales Orders Holds	SCM - Sales Orders	SCM - Picking and Shipping
Procurement - Requisitions	PPM - Project Invoices	PPM - Project Budgets	Financials - Assets Analysis	Financials - AR Credit Memo Applications	Financials - AR Aging	Financials - AR Adjustments	CX - Subscription Historical Trend	CX - Opportunity Revenue Line	CX - Opportunity Activity	CX - Opportunity	CX - Leads	HCM - Workforce Rewards - Payroll Balances	HCM - Talent Review Meetings	HCM - Talent Profile	HCM - Talent Acquisition	SCM - Item Cost	SCM - Inventory Receipts	SCM - Inventory Balances	SCM - Cost Accounting
Procurement - Receipts	PPM - Project Funding	Financials - GL Profitability	Financials - AR Transactions	Financials - AP Payments	Financials - AP Invoices	Financials - AP Holds	CX - Subscription Bill Line	CX - Opportunity Quote Line	CX - Lead Activity	CX - Campaign Members	CX - Campaign Activity Detail Analysis	HCM - Workforce Gains and Losses	HCM - Succession Management	HCM - Journeys	HCM - Goals and Career Development	SCM - Inventory Valuations	SCM - COGS and Gross Margin	Procurement - Requisitions	Procurement - Receipts
Procurement - Purchase Orders	PPM - Project Forecasts	Financials - GL Detail Transactions	Financials - AR Revenue	Financials - AP Liabilities	Financials - AP Expenses	Financials - AP Aging	CX - Service Request Milestone	CX - Opportunity Quote	CX - Campaign Opportunity Revenue	CX - Campaign Activity Analysis	CX - Activity	HCM - Workforce Core	HCM - Positions	HCM - Diversity Analysis	HCM - Check-Ins	SCM - Inventory Transactions	Procurement - Spend	Procurement - Purchase Orders	Procurement - Agreements
Procurement - Agreements	PPM - Project Costs	Financials - GL Budgets	Financials - AR Receipts and Applications	Financials - AP Liabilities	Financials - AP Expenses	Financials - AP Aging	CX - Service Request Lifecycle	CX - Opportunity Quote	CX - Campaign Opportunity Revenue	CX - Campaign Activity Analysis	CX - Activity	HCM - Workforce Absence Management	HCM - Performance Management	HCM - Diversity Analysis	HCM - Check-Ins	AH	Financials - Supporting Reference Balances	Accounting Hub - <Application> Transactions	

[FDI Content Explorer Link](#)



Fusion Analytics Content Explorer ^{24.R3}

Fusion Analytics applications

5

Fusion modules

23

Fusion Analytics subject areas

87

Fusion Analytics metrics

3,383

Fusion Data Intelligence, is the next generation data, analytics, and AI platform for Fusion Applications customers, empowering users with curated data, analytical applications and intelligent applications to power smart decisions and directed actions for optimal business outcomes. The analytical applications, Fusion ERP Analytics, Fusion AH Analytics, Fusion SCM Analytics, Fusion HCM Analytics, and Fusion CX Analytics, provide considerable ready-to-use analytical content for departmental users which can be explored using this tool.

All Fusion Analytics subject areas

ERP							CX				HCM				SCM			
Procurement - Spend	PPM - Project Revenue	PPM - Project Commitm...	PPM - Project Budgets	Financials - GL Profitability	Financials - GL Detail Transactions	Financials - GL Budgets	CX - Subscriptions	CX - Subscription Historical Trend	CX - Subscription Bill Line	CX - Service Request Milestone	HCM - Workforce Rewards - Workforce Compensation	HCM - Workforce Time and Labor Management	HCM - Workforce Rewards - Salary Basis	HCM - Workforce Rewards - Payroll Costing	SCM - Transfer Orders	SCM - Sales Orders Holds	SCM - Sales Orders	SCM - Picking and Shipping
Procurement - Requisitions	PPM - Project Invoices	Financials - GL Balance Sheet	Financials - Assets Analysis	Financials - AR Transacti...	Financials - AR Revenue	Financials - AR Receipts and Applications	CX - Service Request Lifecycle	CX - Opportunity Revenue Line Snapshot	CX - Opportunity Revenue Line	CX - Opportunity Quote Line	HCM - Workforce Rewards - Payroll Balances (M...	HCM - Workforce Absence Management	HCM - Worker Seniority	HCM - Talent Review Meetings	SCM - Item Cost	SCM - Inventory Receipts (Opt in Generally Available)	SCM - Inventory Receipts	SCM - Inventory Balances
Procurement - Receipts	PPM - Project Funding	Financials - GL Account Analysis	Financials - AR Credit Memo Applications	Financials - AP Payments	Financials - AP Liabilities		CX - Service Request	CX - Opportunity Quote	CX - Leads	CX - Lead Activity	HCM - Workforce Rewards - Payroll Balances	HCM - Talent Profile	HCM - Positions	HCM - Performance Management	SCM - Inventory Valuations	SCM - Cost Accounting	Procurement - Spend	Procurement - Requisitions
Procurement - Purchase	PPM - Project Forecasts	Financials - EXM Employee	Financials - AR	Financials - AP	Financials - AP		CX - Opportunity Stage	CX - Opportunity	CX - Campaign Opportunity Revenue	CX - Campaign Activity Detail Analysis	HCM - Workforce Gains and	HCM - Talent Acquisition	HCM - Journeys	HCM - Diversity			Procure...	Procure...



Fusion Analytics applications

5

Fusion modules

24

Fusion Analytics subject areas

84

Fusion Analytics metrics

3043

Fusion Analytics application

All

Fusion module

All

Fusion Analytics subject area

All

Persona

All

Fusion Analytics application

- ERP
- AH
- SCM
- HCM
- CX

Fusion module

- Time and Labor
- Payables
- Assets
- Employee Expenses
- General Ledger
- Projects
- Receivables
- Accounting Hub
- Cost Accounting
- Procurement
- Core Human Resources
- Inventory
- Order Management
- Absence Management
- Compensation
- Journeys
- Payroll
- Performance Management
- Recruiting
- Succession Planning
- B2B Service
- Eloqua
- Sales
- Subscription Management

Fusion Analytics subject area

- Financials - AP Holds
- HCM - Diversity Analysis
- HCM - Workforce Time and Labor Management
- SCM - Cost Accounting
- Financials - AP Aging
- Financials - AP Expenses
- Financials - AP Invoices
- Financials - AP Liabilities
- Financials - AP Payments
- Financials - AR Adjustments
- Financials - AR Aging
- Financials - AR Credit Memo Applications
- Financials - AR Receipts and Applications
- Financials - AR Revenue
- Financials - AR Transactions
- Financials - Assets Analysis
- Financials - Assets Transactions
- Financials - EXM Employee Expenses
- Financials - GL Account Analysis
- Financials - GL Balance Sheet
- Financials - GL Budgets
- Financials - GL Detail Transactions
- Financials - GL Profitability

Fusion Analytics metric

- accounted credit amount
- accounted debit amount
- accounted net amount
- average days on hold
- costed quantity
- header holds count
- historic holds count
- invoice header on hold release amount
- invoice headers on hold amount
- invoice headers on hold count
- invoice lines on hold amount
- invoice lines on hold count
- invoice lines on hold release amount
- invoices on hold amount
- invoices on hold count
- invoices on hold release amount
- line holds count
- total holds count
- transaction credit amount
- transaction debit amount
- transaction net amount
- % electronic payment amount
- % interest penalties paid
- accounted burden cost
- accounted burdened cost

ORACLE FDI READY-TO-USE KEY METRICS



Fusion Analytics Content Explorer

Home Explore the Content **Ready-to-Use Key Metrics** Ready-to-Use Workbooks Questions by Persona Subject Area Details Metric Details Timeline

Fusion Analytics applications

5

Fusion Analytics subject areas

84

Fusion Analytics metrics

3043

Fusion Analytics key metrics

621

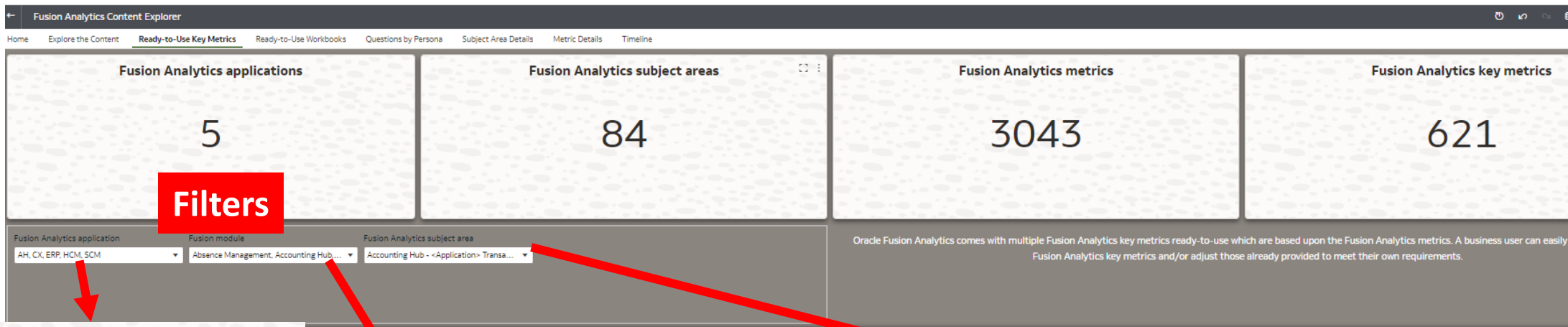
Fusion Analytics application: AH, CX, ERP, HCM, SCM | Fusion module: Absence Management, Accounting Hub, ... | Fusion Analytics subject area: Accounting Hub - «Application» Transa...

Oracle Fusion Analytics comes with multiple Fusion Analytics key metrics ready-to-use which are based upon the Fusion Analytics metrics. A business user can easily create their own Fusion Analytics key metrics and/or adjust those already provided to meet their own requirements.

Ready-to-Use Fusion Analytics key metrics

Fusion Analytics application	Fusion module	Fusion Analytics subject area	Fusion Analytics key metric	Fusion Analytics key metric description
ERP	Payables	Financials - AP Holds	AP Average Days on Hold	This business metric is computed as follows: (Sum (Release Date - Hold Date) / Total number of holds applied on invoice headers and lines considering active and release holds). The active holds are without release details and use the system date if the release date is not available.
ERP	Payables	Financials - AP Holds	AP Header Hold Release Amount	Shows the invoice amount and considers all invoice types that have Header Level Hold. This business metric considers active holds that are released.
ERP	Payables	Financials - AP Holds	AP Header Holds count	Shows the header hold count which has header level hold and considers all invoice types. This business metric considers only active holds which don't have release details.
ERP	Payables	Financials - AP Holds	AP Hold Release Amount	Shows the invoice amount and considers all invoice types that have either header level hold, line level hold, or a combination. This business metric considers only active holds that are released.
ERP	Payables	Financials - AP Holds	AP Invoice Lines on Hold	Shows the invoice line amount which has line level hold and considers all invoice types. This business metric considers only active holds which don't have release details.
ERP	Payables	Financials - AP Holds	AP Invoices on Hold	Shows the invoice amount and considers all invoice types that have either Header Level Hold, Line Level Hold, or a combination. This business metric considers only active holds that don't have release details.
ERP	Payables	Financials - AP Holds	AP Invoices on Hold Count	Shows the invoice count and considers all invoice types that have either Header Level Hold, Line Level Hold, or a combination. This business metric considers only active holds that don't have release details.
ERP	Payables	Financials - AP Holds	AP Line Holds count	Shows the line hold count which has line level hold and considers all invoice types. This business metric considers only active holds which don't have release details.
ERP	Payables	Financials - AP Holds	AP Lines Hold Release Amount	Shows the invoice line amount which had line level hold and considers all invoice types. This business metric considers active holds that are released.
ERP	Payables	Financials - AP Holds	AP Total Holds Count	Shows the total number of holds applied on invoice headers and lines. This business metric considers only active holds which are without release details.
ERP	Assets	Financials - Assets Analysis	Assets Average Asset Life - Years	Indicates the average life of assets in years.
ERP	Assets	Financials - Assets Analysis	Assets Average Remaining Life - Years	Indicates the average remaining life of assets in years.
ERP	Assets	Financials - Assets Analysis	Assets Current Cost (LC)	Shows the current cost of assets.
ERP	Assets	Financials - Assets Analysis	Assets Depreciation Reserve (LC)	Shows the amount of accumulated depreciation amount for the assets.
ERP	Assets	Financials - Assets Analysis	Assets Depreciation Reserve Ratio	Shows the ratio of depreciation reserve to the current cost of asset.
ERP	Assets	Financials - Assets Analysis	Assets Net Book Value (LC)	Show the net book value of assets.
ERP	Assets	Financials - Assets Transactions	Assets CIP Cost (LC)	Shows the cost for CIP assets.
ERP	Assets	Financials - Assets Transactions	Assets Cost (LC)	Shows the cost of assets.
ERP	Assets	Financials - Assets Transactions	Assets Depreciation Expense (LC)	Shows the amount of depreciation charge incurred for the assets.
ERP	Assets	Financials - Assets Transactions	Assets Impairment Expense (LC)	Shows the amount of Impairment expense incurred for the assets.
ERP	Assets	Financials - Assets Transactions	Assets Proceeds of Sale (LC)	Show the Sale Proceed amount for the assets.
ERP	Assets	Financials - Assets Transactions	Assets Revaluation Reserve (LC)	Show the Revaluation Reserve amount for the assets.
ERP	Employee Expenses	Financials - EXM Employee Expenses	Employee Expense Approval Cycle Time	Shows the time taken in days to approve an employee expense report after it is submitted.
ERP	Employee Expenses	Financials - EXM Employee Expenses	Employee Expense Average Days Late	Shows the average days delayed to submit the employee expense report.
ERP	Employee Expenses	Financials - EXM Employee Expenses	Employee Expense Manual Audit Percentage	Shows the percentage of expense reports that were manually audited.

ORACLE FDI READY-TO-USE KEY METRICS



Applications

Fusion Analytics application: AH, CX, ERP, HCM, SCM

List Top Bottom N Exclude Nulls

Search [A]

Selections (5/5)

- AH
- CX
- ERP
- HCM
- SCM

Add (0) Clear (5)

Modules

Fusion module: Absence Management, Accounting Hub...

List Top Bottom N Exclude Nulls

Search [A]

Selections (24/24)

- Absence Management
- Accounting Hub
- Assets
- B2B Service
- Compensation
- Core Human Resources
- Cost Accounting
- Eloqua

Add (0) Clear (24)

Subject Areas

Fusion Analytics subject area: Accounting Hub - <Application> Transa...

List Top Bottom N Exclude Nulls

Search [A]

Selections (84/84)

- Accounting Hub - <Applicat
- CX - Activity
- CX - Campaign Activity Ana
- CX - Campaign Activity Det
- CX - Campaign Members
- CX - Campaign Opportunity
- CX - Lead Activity
- CX - Leads

Add (0) Clear (84)

ORACLE FDI READY-TO-USE KEY METRICS



Fusion Analytics Content Explorer

Home Explore the Content **Ready-to-Use Key Metrics** Ready-to-Use Workbooks Questions by Persona Subject Area Details Metric Details Timeline

Fusion Analytics applications: 5

Fusion Analytics subject areas: 84

Fusion Analytics metrics: 3043

Fusion Analytics key metrics: 621

Fusion Analytics application: AH, CX, ERP, HCM, SCM
Fusion module: Absence Management, Accounting Hub, HCM, Payables, Receivables, Tax, Treasury
Fusion Analytics subject area: Accounting Hub - <Application> Transac...

Oracle Fusion Analytics comes with multiple Fusion Analytics key metrics ready-to-use which are based upon the Fusion Analytics metrics. A business user can easily create their own Fusion Analytics key metrics and/or adjust those already provided to meet their own requirements.

Ready-to-Use Fusion Analytics key metrics

Fusion Analytics application	Fusion module	Fusion Analytics subject area	Fusion Analytics key metric	Fusion Analytics key metric description
ERP	Payables	Financials - AP Holds	AP Average Days on Hold	This metric shows the average number of days that invoices are on hold. This is not a business metric as it is not based on the business metric considerations.
ERP	Payables	Financials - AP Holds	AP Header Hold Release Amount	Shows the amount of AP header holds that have been released.
ERP	Payables	Financials - AP Holds	AP Header Holds count	Shows the number of AP header holds that have been created.
ERP	Payables	Financials - AP Holds	AP Hold Release Amount	Shows the amount of AP holds that have been released.
ERP	Payables	Financials - AP Holds	AP Invoice Lines on Hold	Shows the amount of AP invoice lines that are on hold.
ERP	Payables	Financials - AP Holds	AP Invoices on Hold	Shows the amount of AP invoices that are on hold.
ERP	Payables	Financials - AP Holds	AP Invoices on Hold Count	Shows the number of AP invoices that are on hold.
ERP	Payables	Financials - AP Holds	AP Line Holds count	Shows the number of AP line holds that have been created.
ERP	Payables	Financials - AP Holds	AP Lines Hold Release Amount	Shows the amount of AP line holds that have been released.
ERP	Payables	Financials - AP Holds	AP Total Holds Count	Shows the total number of AP holds that have been created.
ERP	Assets	Financials - Assets Analysis	Assets Average Asset Life - Years	Indicates the average number of years that assets are held.
ERP	Assets	Financials - Assets Analysis	Assets Average Remaining Life - Years	Indicates the average number of years that assets have remaining life.
ERP	Assets	Financials - Assets Analysis	Assets Current Cost (LC)	Shows the current cost of assets.
ERP	Assets	Financials - Assets Analysis	Assets Depreciation Reserve (LC)	Shows the depreciation reserve for assets.
ERP	Assets	Financials - Assets Analysis	Assets Depreciation Reserve Ratio	Shows the ratio of depreciation reserve to current cost.
ERP	Assets	Financials - Assets Analysis	Assets Net Book Value (LC)	Shows the net book value of assets.
ERP	Assets	Financials - Assets Transactions	Assets OIP Cost (LC)	Shows the OIP cost of assets.
ERP	Assets	Financials - Assets Transactions	Assets Cost (LC)	Shows the cost of assets.
ERP	Assets	Financials - Assets Transactions	Assets Depreciation Expense (LC)	Shows the depreciation expense for assets.
ERP	Assets	Financials - Assets Transactions	Assets Impairment Expense (LC)	Shows the impairment expense for assets.
ERP	Assets	Financials - Assets Transactions	Assets Proceeds of Sale (LC)	Shows the proceeds of sale for assets.
ERP	Assets	Financials - Assets Transactions	Assets Revaluation Reserve (LC)	Shows the revaluation reserve for assets.
ERP	Employee Expenses	Financials - EXM Employee Expenses	Employee Expense Approval Cycle Time	Shows the time taken in days to approve an employee expense report after it is submitted.
ERP	Employee Expenses	Financials - EXM Employee Expenses	Employee Expense Average Days Late	Shows the average days delayed to submit the employee expense report.
ERP	Employee Expenses	Financials - EXM Employee Expenses	Employee Expense Manual Audit Percentage	Shows the percentage of expense reports that were manually audited.

File x

- Name: Fusion Analytics Content Exp
- Format: Powerpoint (pptx)
- Include: Active Visual
- Include Filters:
- Include Title:
- Size: Widescreen Ratio (16:9)
- Orientation: Landscape

Save Cancel

Menu

- Sort By
- Drill to Attribute/Hierarchy...
- Edit
- Export
- Show Subtotal
- Reset Column Sizes

ORACLE FDI READY-TO-USE KEY METRICS



Fusion Analytics Content Explorer

Home Explore the Content **Ready-to-Use Key Metrics** Ready-to-Use Workbooks Questions by Persona Subject Area Details Metric Details Timeline

Fusion Analytics applications: 5

Fusion Analytics subject areas: 84

Fusion Analytics metrics: 3043

Fusion Analytics key metrics: 621

Fusion Analytics application: AH, CX, ERP, HCM, SCM
Fusion module: Absence Management, Accounting Hub, HCM, SCM
Fusion Analytics subject area: Accounting Hub - <Application> Transa...

Oracle Fusion Analytics comes with multiple Fusion Analytics key metrics ready-to-use which are based upon the Fusion Analytics metrics. A business user can easily create additional metrics and/or adjust those already provided to meet their own requirements.

Ready-to-Use Fusion Analytics key metrics

Fusion Analytics application	Fusion module	Fusion Analytics subject area	Fusion Analytics key metric
ERP	Payables	Financials - AP Holds	AP Average Days on Hold
ERP	Payables	Financials - AP Holds	AP Header Hold Release Amount
ERP	Payables	Financials - AP Holds	AP Header Holds count
ERP	Payables	Financials - AP Holds	AP Hold Release Amount
ERP	Payables	Financials - AP Holds	AP Invoice Lines on Hold
ERP	Payables	Financials - AP Holds	AP Invoices on Hold
ERP	Payables	Financials - AP Holds	AP Invoices on Hold Count
ERP	Payables	Financials - AP Holds	AP Line Holds count
ERP	Payables	Financials - AP Holds	AP Lines Hold Release Amount
ERP	Payables	Financials - AP Holds	AP Total Holds Count
ERP	Assets	Financials - Assets Analysis	Assets Average Asset Life - Years
ERP	Assets	Financials - Assets Analysis	Assets Average Remaining Life - Years
ERP	Assets	Financials - Assets Analysis	Assets Current Cost (LC)
ERP	Assets	Financials - Assets Analysis	Assets Depreciation Reserve (LC)
ERP	Assets	Financials - Assets Analysis	Assets Depreciation Reserve Ratio
ERP	Assets	Financials - Assets Analysis	Assets Net Book Value (LC)
ERP	Assets	Financials - Assets Transactions	Assets OIP Cost (LC)
ERP	Assets	Financials - Assets Transactions	Assets Cost (LC)
ERP	Assets	Financials - Assets Transactions	Assets Depreciation Expense (LC)
ERP	Assets	Financials - Assets Transactions	Assets Impairment Expense (LC)
ERP	Assets	Financials - Assets Transactions	Assets Proceeds of Sale (LC)
ERP	Assets	Financials - Assets Transactions	Assets Production Reserve (LC)

Fusion Analytics key metric description

Sort By
Drill to Attribute/Hierarchy...
Edit
Export
Show Subtotal
Reset Column Sizes

File
Print
Slack

File
Name: Fusion Analytics Content Explorer
Format: Excel (xlsx)
Include: Active Visual
Save Cancel

Menu

FDI comes with multiple key metrics ready-to-use. Business users can create additional metrics and / or adjust those already provided to meet their own requirements



Fusion Analytics Content Explorer

Home Explore the Content Ready-to-Use Key Metrics **Ready-to-Use Workbooks** Questions by Persona Subject Area Details Metric Details Timeline

Fusion Analytics applications

5

Fusion Analytics subject areas

87

Fusion Analytics metrics

3,383

Fusion Analytics workbooks

160

Fusion Analytics application: Fusion module: Fusion Analytics subject area:

Oracle Fusion Analytics comes with multiple workbooks ready-to-use, these are both overview dashboards (multiple key metrics visualizations) and analyses (visualizations). A business user can update these and also create more key metrics and analyses upon the data.

Ready-to-Use Fusion Analytics workbooks

Fusion Analytics application	Fusion module	Fusion Analytics subject area	Fusion Analytics workbook	Fusion Analytics workbook description	Workbook type
ERP	Payables	Financials - AP Aging	AP Aging Analysis (LC)	Provides summary of AP aging by suppliers, monthly trend of overdue Amounts, and details by aging buckets. This analysis is in ledger currency.	Analysis
ERP	Payables	Financials - AP Aging	AP Balances Analysis	Summarizes the analysis of AP balances by amounts due in upcoming months for the top 10 suppliers. It Provides trend analysis by period.	Analysis
ERP	Payables	Financials - AP Liabilities	AP Liabilities Analysis (LC)	Provides summary of GL balances, Journal activity, and AP liabilities balance in ledger currency by account, and period. Identify open invoices, balances by suppliers, and view trend analysis. User will need to have access to Financials - GL balance sheet, and Financials - GL detail transactions subject areas in addition to Financials - AP liabilities in order to use this analyses.	Analysis
ERP	Payables	Financials - AP Aging	AP Open Invoices Analysis	Summarizes the analysis of open AP invoices by aging, due vs. overdue, and so on.	Analysis
ERP	Payables	Financials - AP Payments	AP Payments Analysis	Summarizes the analysis of AP payments and on time payment statistics. It Provides trend analysis by period.	Analysis

FDI comes with multiple workbooks ready-to-us, these are both overview dashboards (multiple metrics visualizations) and analyses (visualizations). A business users can update these and also create more key metrics and analyses upon the data.

ORACLE FDI Questions by Persona



Fusion Analytics Content Explorer

Home Explore the Content Ready-to-Use Key Metrics Ready-to-Use Workbooks **Questions by Persona** Subject Area Details Metric Details Timeline

Persona: Account Payable Invoice Supervisor, Acc... Fusion Analytics application: AH, CX, ERP, HCM, SCM Fusion module: Absence Management, Accounting Hub... Fusion Analytics subject area: Accounting Hub - <Application> Transa...

Some of the questions addressed ...

Persona	Fusion Analytics application	Fusion module	Fusion Analytics subject area	Question
Account Payable Invoice Supervisor	ERP	General Ledger	Financials - GL Account Analysis	How do I analyze GL balances/journals with the ability to get the extended details of subledger transaction attributes and accounting events?
Account Payable Invoice Supervisor	ERP	General Ledger	Financials - GL Account Analysis	How do I facilitate intuitive drill-to details for GL balances, journals, or subledger transactions for detailed analyses with a minimum number of clicks?
Account Payable Invoice Supervisor	ERP	General Ledger	Financials - GL Account Analysis	How do I get a consolidated abstract view of GL account activity for a period and associated subledger transaction activity?
Account Payable Invoice Supervisor	ERP	General Ledger	Financials - GL Account Analysis	How do I monitor GL accounts with respect to accounting and posting activity for all the contributing transactions during an accounting period?
Account Payable Invoice Supervisor	ERP	General Ledger	Financials - GL Account Analysis	How do I reconcile GL balances/journals and all contributing subledger transactions including manual journals in GL with post-SLA accounting details in a single consolidate report?
Account Payable Invoice Supervisor	ERP	General Ledger	Financials - GL Account Analysis	How do I support account analyses across multi-period and multi-ledger at detailed or roll-up account levels across chart of account segments?
Account Payable Invoice Supervisor	ERP	Payables	Financials - AP Aging	How are AP balances trending for a particular supplier over last eight quarters?
Account Payable Invoice Supervisor	ERP	Payables	Financials - AP Aging	What is the average time available to pay off outstanding AP invoices?
Account Payable Invoice Supervisor	ERP	Payables	Financials - AP Aging	What is the count and value of AP invoices overdue?
Account Payable Invoice Supervisor	ERP	Payables	Financials - AP Aging	What is the summary of AP invoices across aging buckets, count, and value?
Account Payable Invoice Supervisor	ERP	Payables	Financials - AP Aging	What is the trend of outstanding AP Balances at the consolidated level, supplier level, and business unit level?
Account Payable Invoice Supervisor	ERP	Payables	Financials - AP Aging	Which are the top 10 suppliers with the maximum AP outstanding?
Account Payable Invoice Supervisor	ERP	Payables	Financials - AP Expenses	What is the amount of AP expenses by each business unit?
Account Payable Invoice Supervisor	ERP	Payables	Financials - AP Expenses	What is the distribution of AP expenses by each of the cost centers?
Account Payable Invoice Supervisor	ERP	Payables	Financials - AP Expenses	What is the distribution of AP expenses by the top 10 suppliers?
Account Payable Invoice Supervisor	ERP	Payables	Financials - AP Expenses	What is the distribution of AP expenses by the top five natural accounts or financial categories?
Account Payable Invoice Supervisor	ERP	Payables	Financials - AP Expenses	What is the trend of AP expenses for the past six quarters?
Account Payable Invoice Supervisor	ERP	Payables	Financials - AP Invoices	What are the invoice types processed by the AP department and the payment methods used to understand the downstream activities?
Account Payable Invoice Supervisor	ERP	Payables	Financials - AP Invoices	What is the analysis around payment terms by transaction type and transaction source for the invoices processed?
Account Payable Invoice Supervisor	ERP	Payables	Financials - AP Invoices	What is the count and amount of invoices processed for the period by business units and trend comparison?
Account Payable Invoice Supervisor	ERP	Payables	Financials - AP Invoices	What is the number of invoices paid vs. unpaid including partly paid with amount?
Account Payable Invoice Supervisor	ERP	Payables	Financials - AP Invoices	What is the validation, approval, and accounting status of invoices processed during the period?
Account Payable Invoice Supervisor	ERP	Payables	Financials - AP Liabilities	What are the liabilities distribution details of AP Balances?
Account Payable Invoice Supervisor	ERP	Payables	Financials - AP Liabilities	What is the accounting status of liability distributions by invoices?
Account Payable Invoice Supervisor	ERP	Payables	Financials - AP Payments	What are the interest penalties paid by amount and percentage?
Account Payable Invoice Supervisor	ERP	Payables	Financials - AP Payments	What is count and amount of overdue payments?
Account Payable Invoice Supervisor	ERP	Payables	Financials - AP Payments	What is the average supplier payment days by business unit?
Account Payable Invoice Supervisor	ERP	Payables	Financials - AP Payments	What is the count and amount of payments processed for the period by business units and trend comparison?
Account Payable Invoice Supervisor	ERP	Payables	Financials - AP Payments	What is the ratio of on-time payment performance?
Account Payable Payment Supervisor	ERP	General Ledger	Financials - GL Account Analysis	How do I analyze GL balances/journals with the ability to get the extended details of subledger transaction attributes and accounting events?
Account Payable Payment Supervisor	ERP	General Ledger	Financials - GL Account Analysis	How do I facilitate intuitive drill-to details for GL balances, journals, or subledger transactions for detailed analyses with a minimum number of clicks?
Account Payable Payment Supervisor	ERP	General Ledger	Financials - GL Account Analysis	How do I get a consolidated abstract view of GL account activity for a period and associated subledger transaction activity?

ORACLE FDI Subject Area Detail



Fusion Analytics Content Explorer

Home Explore the Content Ready-to-Use Key Metrics Ready-to-Use Workbooks Questions by Persona **Subject Area Details** Metric Details Timeline

Fusion Analytics application: ERP Fusion module: Absence Management, Accounting Hub... Fusion Analytics subject area: Accounting Hub - <Application> Transa...

Fusion Analytics subject area details			Fusion Analytics subject area description
Fusion Analytics	Fusion module	Fusion Analytics subject area	
ERP	Payables	Financials - AP Holds	This subject area lets you analyze key metrics associated with AP holds at the invoices header and line level. These metrics can be analyzed by ledger, business units, chart of accounts segments, supplier, invoices holds, and releases.
ERP	Assets	Financials - Assets Analysis	This subject area lets you analyze fixed asset details, asset health, and lifecycle tracking over a period of time at the asset book level with associated attribute details and key metrics.
ERP	Assets	Financials - Assets Transactions	This subject area lets you analyze key metrics around assets adjustment transactions and associated accounting details.
ERP	Employee Expenses	Financials - EXM Employee Expenses	This subject area provides ability to analyse employee spend of an organization across company, cost center, expense types, expense categories, and associated dimensions.
ERP	General Ledger	Financials - GL Account Analysis	This subject area provides a single analysis that gives a composite view of GL account activity and corresponding subledger transaction details across sources supported in Fusion ERP Analytics. This feature will be deprecated in future releases. Kindly transition to Configurable Account Analysis (CAA) feature. Refer CAA Transition Steps and Configurable Account Analysis (CAA) to know more about CAA.
ERP	General Ledger	Financials - GL Balance Sheet	This subject area provides the consolidated details of all top-level balance sheet metrics for the enterprise. It identifies the components that contribute to the company's assets and liabilities, and reveals the exact amount of money they are worth. It lets you split the GL balances by ledger, legal entity, chart of accounts segments, and associated hierarchies.
ERP	General Ledger	Financials - GL Budgets	This subject area lets you analyze the top budget-related metrics around profitability and balance sheet statement, compare them with actuals, and perform variance analyses. These metrics can be analyzed by time, ledger, legal entity, chart of accounts segments, and associated hierarchies.
ERP	General Ledger	Financials - GL Detail Transactions	This subject area provides the journal-level details of all the account balances and metrics in other GL subject areas. It lets you split the GL journal by ledger, legal entity, chart of accounts segments, and associated hierarchies.
ERP	General Ledger	Financials - GL Profitability	This subject area provides the details of all the base profitability metrics associated with income and expense accounts, and the derived metrics that support the income statement. It lets you split the GL balances by ledger, legal entity, chart of accounts segments, and associated hierarchies.
ERP	Payables	Financials - AP Aging	This subject area enables you to analyze AP invoices, including debit and credit memos, with respect to aging details, current, and overdue positions. Also, this subject area enables you to analyze the historic trend of AP balances at an aggregate level over time. You can split the invoice details and AP balances by time, supplier details, business units, invoice details, GL account, GL balancing segments, GL cost center, and non-qualifying GL segments of chart of accounts.
ERP	Payables	Financials - AP Expenses	This subject area allows you to analyze the key metrics related to AP expenses sourced from distribution details for the invoices. These metrics can be analyzed by invoice details, business units, supplier details, chart of accounts segments, expense related financial categories, and so on.
ERP	Payables	Financials - AP Invoices	This subject area allows you to analyze AP invoices transaction activity and the associated details at the most granular level. You can split the AP invoices transaction by time, supplier details, business units, invoice details, GL account, GL balancing segments, GL cost center, and non-qualifying GL segments of chart of accounts.
ERP	Payables	Financials - AP Liabilities	This subject area allows you to analyze AP liability distribution details for invoices and payments. You can split the details by time, supplier details, business units, invoice details, GL account, GL balancing segments, GL cost center, and non-qualifying GL segments of chart of accounts.
ERP	Payables	Financials - AP Payments	This subject area allows you to analyze AP payments activity and all the key AP payment metrics. You can split the AP payments by time, supplier details, business units, payment details, GL account, GL balancing segments, GL cost center, and non-qualifying GL segments.
ERP	Projects	PPM - Project Budgets	This subject area lets you report on cost, revenue, margin, and the changes to budgets including tracking original, current, and other baselined versions across projects, tasks, organizations, resources, periods, and associated hierarchies at line level.
ERP	Projects	PPM - Project Commitments	This subject area lets you report on the obligations for future expenditures that a project has made. Reporting can be done across organizations, projects, tasks, resources, and periods. There are metrics showing raw and burdened amounts for requisitions, purchase orders, transfer orders, and supplier invoices.
ERP	Projects	PPM - Project Costs	This subject area lets you report on actual cost (burdened cost), raw cost, burden cost for the past and current periods including inception-to-date, year-to-date comparisons across projects, tasks, organizations, resources, suppliers, and associated hierarchies. It lets you analyze all accounted project cost distributions by GL account.
ERP	Projects	PPM - Project Forecasts	This subject area lets you report on cost, revenue, margin, and the changes to forecasts including tracking original, current, prior, and other baselined versions across projects, tasks, organizations, resources, periods, and associated hierarchies at line level.
ERP	Projects	PPM - Project Funding	This subject area lets you analyse contract amount, funding amount, and revenue amount across contracts, projects, tasks, customers, organizations, and associated hierarchies.
ERP	Projects	PPM - Project Invoices	This subject area provides the ability to report on external, interproject and intercompany invoices, including amounts and quantities, across customers, contracts, projects, tasks, organizations, resources, and associated hierarchies.
ERP	Projects	PPM - Project Revenue	This subject area lets you report on the revenue transactions for past and current periods across projects, tasks, organizations, resources, customers, and associated hierarchies. It lets you track the revenue at the distribution level.
ERP	Receivables	Financials - AR Adjustments	This subject area provides the details of all the top metrics for AR adjustment transactions. All these metrics can be analyzed on the basis of time, customer details, business units, and AR transaction details, in addition to GL account, GL balancing segments, and non-qualifying GL segments of chart of accounts.
ERP	Receivables	Financials - AR Aging	This subject area allows you to analyze all the open AR transactions with respect to aging details and current and overdue positions. This subject area also lets you analyze the historic trend of AR balances at an aggregate level over time. You can slice and dice details by time, customer details, business units, and AR transaction details, in addition to GL account, GL balancing segments, and non-qualifying GL segments of chart of accounts.
ERP	Receivables	Financials - AR Credit Memo Applications	This subject area details the analysis for all the top metrics related to AR credit memo applications against AR invoices. The information can be sliced by time, customer details, and business units, in addition to GL account, GL balancing segments, and non-qualifying GL segments of chart of accounts.
ERP	Receivables	Financials - AR Receipts and Applications	This subject area details the analyses of all the top metrics related to AR receipts and its applications against AR invoices. The information here can be sliced by time, customer details, and business units, in addition to GL account, GL balancing segments, and non-qualifying GL segments of chart of accounts.
ERP	Receivables	Financials - AR Revenue	This subject area provides details for the key metrics related to revenue sourced from AR transaction distribution and revenue recognition. These metrics can be analyzed by transaction details, business units, customer accounts, chart of account segments, etc.
ERP	Receivables	Financials - AR Transactions	This subject area lets you analyze AR transactions activity for invoices, debit memos, credit memos, charge-back invoices, etc. All the key associated metrics to these transactions can be seen on the basis of time, customer details, business units, and AR transaction details, in addition to GL account, GL balancing segments, and non-qualifying GL segments of chart of accounts.
ERP	Procurement	Procurement - Agreements	This subject area lets you report on purchasing agreement measures like consumed amount, count of agreements, day to expire analyzed by supplier, procurement item, and business units.
ERP	Procurement	Procurement - Purchase Orders	This subject area combines the information from purchase orders, purchase order costs and purchase schedules with the ability to report on committed amounts, contract spend and purchase orders of the suppliers of an organization across suppliers, company, products, item categories, and associated hierarchies at purchase order line level.
ERP	Procurement	Procurement - Receipts	This subject area lets you report on actual spend and purchase receipts of the suppliers of an organization across suppliers, company, location, products, item categories, and associated hierarchies at purchase receipt line level, including reporting based on receiving time.
ERP	Procurement	Procurement - Requisitions	This subject area lets you analyze key metrics on requested spend and purchase requisitions for the enterprise across suppliers, company, business units, products, item categories, and associated hierarchies at purchase requisition line level.
ERP	Procurement	Procurement - Spend	This detailed subject area lets you report on the total spending of an organization across suppliers, products, item categories, business units, cost centers, buying locations, supplier locations, and associated hierarchy.

ORACLE FDI Metric Details



Fusion Analytics Content Explorer

Home Explore the Content Ready-to-Use Key Metrics Ready-to-Use Workbooks Questions by Persona Subject Area Details **Metric Details** Timeline

Fusion Analytics application: AH, CX, ERP, HCM, SCM
 Fusion module: Absence Management, Accounting Hub, ...
 Fusion Analytics subject area: Accounting Hub - <Application> Transa...
 Fusion Analytics metric: seniority months(a), seniority months(...)

Fusion Analytics metric details

Fusion Analytics application	Fusion module	Fusion Analytics subject area	Fusion Analytics metric	Fusion Analytics metric description
SCM	Cost Accounting	SCM - Cost Accounting	accounted credit amount	This metric shows the accounted credit amount for the transactions.
SCM	Cost Accounting	SCM - Cost Accounting	accounted debit amount	This metric shows the accounted debit amount for the transactions.
SCM	Cost Accounting	SCM - Cost Accounting	accounted net amount	This metric shows the activity amount of the transactions. Where activity amount = Sum of accounted debit amount - Sum of accounted credit amount.
ERP	Assets	Financials - Assets Analysis	asset life - months	Total life converted in months from asset financials summary.
ERP	Assets	Financials - Assets Analysis	asset life - years	Total life converted in years from asset financials summary.
ERP	Assets	Financials - Assets Transactions	adjustment depreciation expense	The sum of the transaction amount where account class code = DEPRECIATION EXPENSE and transaction type code = adjustment.
ERP	Assets	Financials - Assets Transactions	asset distribution amount	Assets distribution amount metric for transactions excluding depreciation related distribution details.
ERP	Employee Expenses	Financials - EXM Employee Expenses	anomaly rank	Anomaly Rank is assigned based on anomaly risk in descending order for anomalous records. Non Anomalous and Unprocessed records are assigned next available anomaly rank.
ERP	Employee Expenses	Financials - EXM Employee Expenses	anomaly risk	This metric shows sum of anomaly risk for expense report distributions.
ERP	Employee Expenses	Financials - EXM Employee Expenses	audit adjustment amount	This metric is supported only in reimbursement currency and is calculated as follows: original reimbursement amount - expense amount.
ERP	Employee Expenses	Financials - EXM Employee Expenses	auto audit percentage	This metric shows the percentage of expense reports with audit type equal to automatic approval.
ERP	Employee Expenses	Financials - EXM Employee Expenses	average anomaly risk	This metric shows sum of anomaly risk across selected records in the analysis.
ERP	Employee Expenses	Financials - EXM Employee Expenses	average days late	This metric is calculated as follows: days late / expense reports count where days late is the number of days between expense report Submission date and transaction date.
ERP	General Ledger	Financials - GL Balance Sheet	activity (stat)	Shows the activity amount of the specified accounts in STAT currency. Where activity (STAT) = sum of debit (STAT) - sum of credit (STAT).
ERP	General Ledger	Financials - GL Balance Sheet	asset turnover ratios. ap turnover	This metric is computed as follows : daily purchases for the period * 365 / AP amount. Where: daily purchases for the period = purchases / number for days for the selected period.
ERP	General Ledger	Financials - GL Balance Sheet	asset turnover ratios. ar turnover	This metric is computed as follows : daily revenue for the period * 365 / AR amount. Where: daily revenue for the period = revenue / number for days for the selected period.
ERP	General Ledger	Financials - GL Balance Sheet	asset turnover ratios. avg inventory days	This metric is computed as follows : inventories / daily cost of revenue. Where: daily cost of revenue = cost of revenue / number for days from beginning day to till date of the fiscal year.
ERP	General Ledger	Financials - GL Balance Sheet	asset turnover ratios. cash cycle	This metric is computed as follows : days sales outstanding - YTD revenue (+) avg inventory days (-) days payables outstanding - YTD purchase. Where: days sales outstanding - YTD revenue = AR amount / daily revenue. Days payables outstanding - YTD purchase = AP amount / daily purchases.



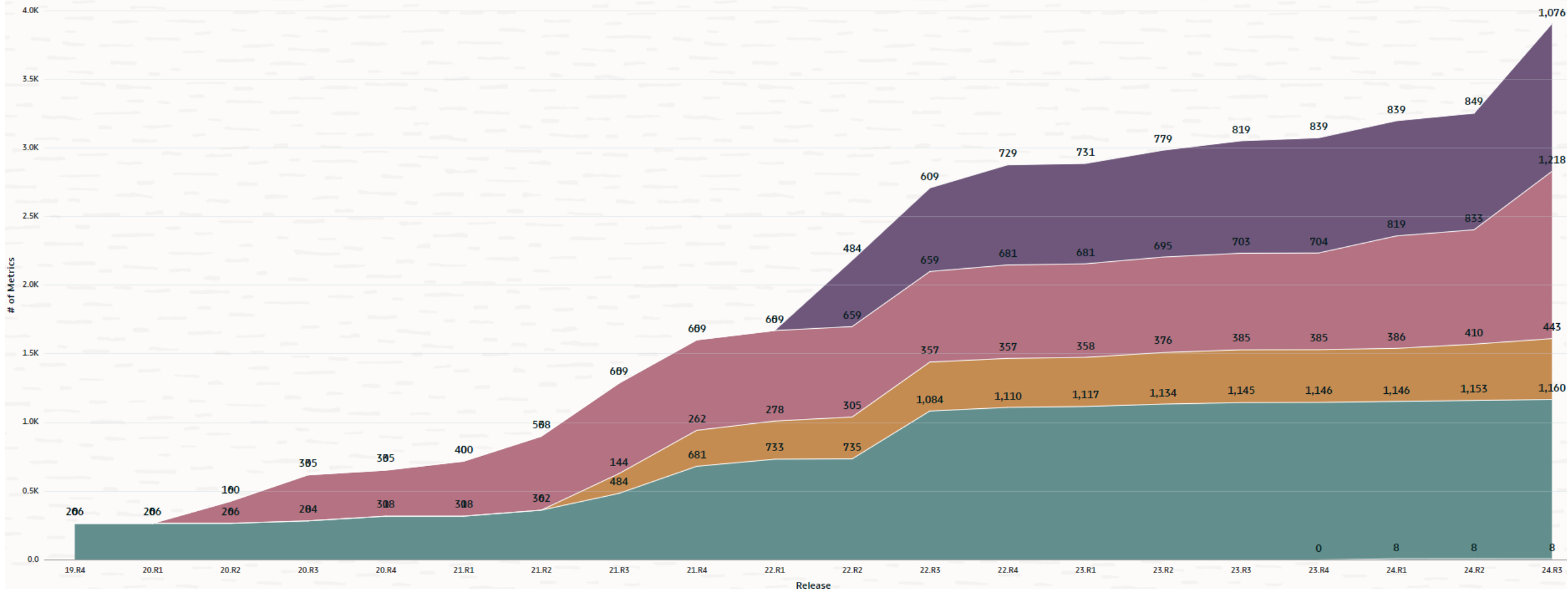
Oracle FDI Continuous Innovation to 24.R3

Fusion Analytics Content Explorer



Home Explore the Content Ready-to-Use Key Metrics Ready-to-Use Workbooks Questions by Persona Subject Area Details Metric Details Timeline

Evolution of the Fusion Analytics applications



ORACLE FDI - Accounting HUB (AH) Content



Fusion Analytics Content Explorer

Home **Explore the Content** Ready-to-Use Key Metrics Ready-to-Use Workbooks Questions by Persona Subject Area Details Metric Details Timeline

Fusion Analytics applications	Fusion modules	Fusion Analytics subject areas	Fusion Analytics metrics
1	1	2	8
Fusion Analytics application AH	Fusion module Accounting Hub	Fusion Analytics subject area Accounting Hub - <Application> Transa...	Persona Financial Analyst, General Accountant, ...
Fusion Analytics application AH	Fusion module Accounting Hub	Fusion Analytics subject area Accounting Hub - <Application> Transactions Financials - Supporting Reference Balances	Fusion Analytics metric closing amount credit activity amount credit amount debit activity amount debit amount net activity amount opening amount transaction amount



Fusion Analytics Content Explorer

Home Explore the Content **Ready-to-Use Key Metrics** Ready-to-Use Workbooks Questions by Persona Subject Area Details Metric Details Timeline

Fusion Analytics applications	Fusion Analytics subject areas	Fusion Analytics metrics	Fusion Analytics key metrics
1	2	8	0

Fusion Analytics application: AH Fusion module: Accounting Hub Fusion Analytics subject area: Accounting Hub - <Application> Transa...

Oracle Fusion Analytics comes with multiple Fusion Analytics key metrics ready-to-use which are based upon the Fusion Analytics metrics. A business user can easily create additional Fusion Analytics key metrics and/or adjust those already provided to meet their own requirements.

Ready-to-Use Fusion Analytics key metrics



Fusion Analytics Content Explorer

Home Explore the Content **Ready-to-Use Key Metrics** Ready-to-Use Workbooks Questions by Persona Subject Area Details Metric Details Timeline

Fusion Analytics applications	Fusion Analytics subject areas	Fusion Analytics metrics	Fusion Analytics key metrics
1	2	8	0

Fusion Analytics application: AH Fusion module: Accounting Hub Fusion Analytics subject area: Accounting Hub - <Application> Transa...

Oracle Fusion Analytics comes with multiple Fusion Analytics key metrics ready-to-use which are based upon the Fusion Analytics metrics. A business user can easily create additional Fusion Analytics key metrics and/or adjust those already provided to meet their own requirements.

Ready-to-Use Fusion Analytics key metrics



Fusion Analytics Content Explorer

Home Explore the Content Ready-to-Use Key Metrics Ready-to-Use Workbooks **Questions by Persona** Subject Area Details Metric Details Timeline

Persona: Financial Analyst, General Accountant, ... Fusion Analytics application: AH Fusion module: Accounting Hub Fusion Analytics subject area: Accounting Hub - <Application> Transa...

Some of the questions addressed ...

Persona	Fusion Analytics application	Fusion module	Fusion Analytics subject area	Question
Financial Analyst	AH	Accounting Hub	Accounting Hub - <Application> Transactions	Can I control access to custom subledger application data and assign it to the target functional user group?
Financial Analyst	AH	Accounting Hub	Accounting Hub - <Application> Transactions	Can I drilldown to customer subledger applications transactions for a GL account combination?
Financial Analyst	AH	Accounting Hub	Accounting Hub - <Application> Transactions	How do I analyze source equivalent transactional data corresponding to the custom subledger application?
Financial Analyst	AH	Accounting Hub	Accounting Hub - <Application> Transactions	How do I get detailed insights and access to transactional attribute information that isn't part of the accounting details for custom subledger applications?
Financial Analyst	AH	Accounting Hub	Financials - Supporting Reference Balances	How do I enrich the GL trial balance information by additional management reporting dimensions?
Financial Analyst	AH	Accounting Hub	Financials - Supporting Reference Balances	How do I track the balances and period activity for supporting references by journal sources?
Financial Analyst	AH	Accounting Hub	Financials - Supporting Reference Balances	How do I track the historic trend and activity for balance type supporting references?
Financial Analyst	AH	Accounting Hub	Financials - Supporting Reference Balances	What are the consolidated balances for individual supporting references across sources?
General Accountant	AH	Accounting Hub	Accounting Hub - <Application> Transactions	Can I control access to custom subledger application data and assign it to the target functional user group?
General Accountant	AH	Accounting Hub	Accounting Hub - <Application> Transactions	Can I drilldown to customer subledger applications transactions for a GL account combination?
General Accountant	AH	Accounting Hub	Accounting Hub - <Application> Transactions	How do I analyze source equivalent transactional data corresponding to the custom subledger application?
General Accountant	AH	Accounting Hub	Accounting Hub - <Application> Transactions	How do I get detailed insights and access to transactional attribute information that isn't part of the accounting details for custom subledger applications?
General Accountant	AH	Accounting Hub	Financials - Supporting Reference Balances	How do I enrich the GL trial balance information by additional management reporting dimensions?
General Accountant	AH	Accounting Hub	Financials - Supporting Reference Balances	How do I track the balances and period activity for supporting references by journal sources?
General Accountant	AH	Accounting Hub	Financials - Supporting Reference Balances	How do I track the historic trend and activity for balance type supporting references?
General Accountant	AH	Accounting Hub	Financials - Supporting Reference Balances	What are the consolidated balances for individual supporting references across sources?
General Accounting Manager	AH	Accounting Hub	Accounting Hub - <Application> Transactions	Can I control access to custom subledger application data and assign it to the target functional user group?
General Accounting Manager	AH	Accounting Hub	Accounting Hub - <Application> Transactions	Can I drilldown to customer subledger applications transactions for a GL account combination?
General Accounting Manager	AH	Accounting Hub	Accounting Hub - <Application> Transactions	How do I analyze source equivalent transactional data corresponding to the custom subledger application?
General Accounting Manager	AH	Accounting Hub	Accounting Hub - <Application> Transactions	How do I get detailed insights and access to transactional attribute information that isn't part of the accounting details for custom subledger applications?
General Accounting Manager	AH	Accounting Hub	Financials - Supporting Reference Balances	How do I enrich the GL trial balance information by additional management reporting dimensions?
General Accounting Manager	AH	Accounting Hub	Financials - Supporting Reference Balances	How do I track the balances and period activity for supporting references by journal sources?
General Accounting Manager	AH	Accounting Hub	Financials - Supporting Reference Balances	How do I track the historic trend and activity for balance type supporting references?
General Accounting	AH	Accounting	Financials - Supporting Reference	What are the consolidated balances for individual supporting references across sources?



Fusion Analytics Content Explorer

Home | **Explore the Content** | Ready-to-Use Key Metrics | Ready-to-Use Workbooks | Questions by Persona | Subject Area Details | Metric Details | Timeline

Fusion Analytics applications	Fusion modules	Fusion Analytics subject areas	Fusion Analytics metrics
1	7	32	1153

Fusion Analytics application: ERP

Fusion module: Assets, Employee Expenses, General Le...

Fusion Analytics subject area: Financials - AP Aging, Financials - AP Ex...

Persona: All

Persona List: Exclude Nulls

Search: [A]

Selections

Account Payable Invoice Su

Account Payable Payment S

Accounts Payable Manager

Accounts Payable Specialist

Accounts Payable Supervis

Accounts Receivable Mana

Accounts Receivable Specia

Asset Accountant

Add (26) Clear (0)

Click to add selections from the left

invoice lines on hold release amount

invoices on hold amount

invoices on hold count

invoices on hold release amount

line holds count

total holds count

% electronic payment amount

% interest penalties paid

accounted burden cost

accounted burdened cost

accounted raw cost

activity (stat)

activity amount

actual burdened cost

actual margin

actual margin percentage

Fusion Analytics application: ERP

Fusion module: Payables, Assets, Employee Expen..., General Ledger, Projects, Receivables, Procurement

Fusion Analytics subject area: Financials - AP Holds, Financials - AP Aging, Financials - AP Expenses, Financials - AP Invoices, Financials - AP Liabilities, Financials - AP Payments, Financials - AR Adjustments, Financials - AR Aging, Financials - AR Credit Memo Applications, Financials - AR Receipts and Applications, Financials - AR Revenue, Financials - AR Transactions, Financials - Assets Analysis, Financials - Assets Transactions, Financials - EXM Employee Expenses, Financials - GL Account Analysis, Financials - GL Balance Sheet, Financials - GL Budgets, Financials - GL Detail Transactions, Financials - GL Profitability, PPM - Project Budgets, PPM - Project Commitments, PPM - Project Costs

ORACLE FDI – ERP Content



ERP

Procurement - Spend	Procurement - Purchase Orders	PPM - Project Invoices	PPM - Project Costs	Financials - GL Profitability	Financials - GL Balance Sheet	Financials - Assets Transactions	Financials - AR Revenue	Financials - AR Aging	Financials - AP Liabilities	Financials - AP Invoices
Procurement - Requisitions	Procurement - Agreements	PPM - Project Funding	PPM - Project Commitments	Financials - GL Detail Transactions	Financials - GL Account Analysis	Financials - Assets Analysis	Financials - AR Receipts and Applications	Financials - AR Adjustments	Financials - AP Holds	Financials - AP Aging
Procurement - Receipts	PPM - Project Revenue	PPM - Project Forecasts	PPM - Project Budgets	Financials - GL Budgets	Financials - EXM Employee Expenses	Financials - AR Transactions	Financials - AR Credit Memo Applications	Financials - AP Payments	Financials - AP Expenses	

ORACLE FDI – ERP Key Metrics



Fusion Analytics Content Explorer

Home Explore the Content **Ready-to-Use Key Metrics** Ready-to-Use Workbooks Questions by Persona Subject Area Details Metric Details Timeline

Fusion Analytics applications

1

Fusion Analytics subject areas

31

Fusion Analytics metrics

1133

Fusion Analytics key metrics

358

Fusion Analytics application: ERP Fusion module: Assets, General Ledger, Payables, Procu... Fusion Analytics subject area: Financials - AP Aging, Financials - AP Ex...

Oracle Fusion Analytics comes with multiple Fusion Analytics key metrics ready-to-use which are based upon the Fusion Analytics metrics. A business user can easily create their own Fusion Analytics key metrics and/or adjust those already provided to meet their own requirements.

Ready-to-Use Fusion Analytics key metrics

Fusion Analytics application	Fusion module	Fusion Analytics subject area	Fusion Analytics key metric	Fusion Analytics key metric description
ERP	Payables	Financials - AP Holds	AP Average Days on Hold	This business metric is computed as follows: (Sum (Release Date - Hold Date) / total number of holds applied on invoice headers and lines considering active and release holds). The active holds are without release details and use the system date if the release date is not available.
ERP	Payables	Financials - AP Holds	AP Header Hold Release Amount	Shows the invoice amount and considers all invoice types that have Header Level Hold. This business metric considers active holds that are released.
ERP	Payables	Financials - AP Holds	AP Header Holds count	Shows the header hold count which has header level hold and considers all invoice types. This business metric considers only active holds which don't have release details.
ERP	Payables	Financials - AP Holds	AP Hold Release Amount	Shows the invoice amount and considers all invoice types that have either header level hold, line level hold, or a combination. This business metric considers only active holds that are released.
ERP	Payables	Financials - AP Holds	AP Invoice Lines on Hold	Shows the invoice line amount which has line level hold and considers all invoice types. This business metric considers only active holds which don't have release details.
ERP	Payables	Financials - AP Holds	AP Invoices on Hold	Shows the invoice amount and considers all invoice types that have either Header Level Hold, Line Level Hold, or a combination. This business metric considers only active holds that don't have release details.
ERP	Payables	Financials - AP Holds	AP Invoices on Hold Count	Shows the invoice count and considers all invoice types that have either Header Level Hold, Line Level Hold, or a combination. This business metric considers only active holds that don't have release details.
ERP	Payables	Financials - AP Holds	AP Line Holds count	Shows the line hold count which has line level hold and considers all invoice types. This business metric considers only active holds which don't have release details.
ERP	Payables	Financials - AP Holds	AP Lines Hold Release Amount	Shows the invoice line amount which had line level hold and considers all invoice types. This business metric considers active holds that are released.
ERP	Payables	Financials - AP Holds	AP Total Holds Count	Shows the total number of holds applied on invoice headers and lines. This business metric considers only active holds which are without release details.
ERP	Assets	Financials - Assets Analysis	Assets Average Asset Life - Years	Indicates the average life of assets in years.
ERP	Assets	Financials - Assets Analysis	Assets Average Remaining Life - Years	Indicates the average remaining life of assets in years.
ERP	Assets	Financials - Assets Analysis	Assets Current Cost (LC)	Shows the current cost of assets.
ERP	Assets	Financials - Assets Analysis	Assets Depreciation Reserve (LC)	Shows the amount of accumulated depreciation amount for the assets.
ERP	Assets	Financials - Assets Analysis	Assets Depreciation Reserve Ratio	Shows the ratio of depreciation reserve to the current cost of asset.
ERP	Assets	Financials - Assets Analysis	Assets Net Book Value (LC)	Show the net book value of assets.
ERP	Assets	Financials - Assets	Assets CIP Cost (LC)	Shows the cost for CIP assets.
ERP	Assets	Financials - Assets	Assets Cost (LC)	Shows the cost of assets.
ERP	Assets	Financials - Assets	Assets Depreciation Expense (LC)	Shows the amount of depreciation charge incurred for the assets.
ERP	Assets	Financials - Assets	Assets Impairment Expense (LC)	Shows the amount of Impairment expense incurred for the assets.
ERP	Assets	Financials - Assets	Assets Proceeds of Sale (LC)	Show the Sale Proceed amount for the assets.
ERP	Assets	Financials - Assets	Assets Revaluation Reserve (LC)	Show the Revaluation Reserve amount for the assets.
ERP	General Ledger	Financials - GL Balance Sheet	Capex	Indicates the amount of money a company spends towards capital assets for operating capacity expansion.
ERP	General Ledger	Financials - GL Balance Sheet	Cash Conversion Cycle	Indicates the number of days the company takes to convert its resources into actual cash flows.
ERP	General Ledger	Financials - GL Balance Sheet	Current Assets	Indicates the sum of cash, inventories, prepaid expenses, other current assets, accounts receivable and deferred cost of goods sold.



Fusion Analytics Content Explorer

Home Explore the Content Ready-to-Use Key Metrics **Ready-to-Use Workbooks** Questions by Persona Subject Area Details Metric Details Timeline

Fusion Analytics applications

2

Fusion Analytics subject areas

18

Fusion Analytics metrics

665

Fusion Analytics workbooks

46

Fusion Analytics application: ERP | Fusion module: Assets, Employee Expenses, General Le... | Fusion Analytics subject area: Financials - AP Aging, Financials - AP In...

Oracle Fusion Analytics comes with multiple workbooks ready-to-use, these are both overview dashboards (multiple key metrics visualizations) and analyses (visualizations). A business user can create more key metrics and analyses upon the data.

Ready-to-Use Fusion Analytics workbooks

Fusion Analytics application	Fusion module	Fusion Analytics subject area	Fusion Analytics workbook	Fusion Analytics workbook description	Workbook type
ERP	Payables	Financials - AP Aging	AP Aging Analysis (LC)	Provides summary of AP aging by suppliers, monthly trend of overdue Amounts, and details by aging buckets. This analysis is in ledger currency.	Analysis
ERP	Payables	Financials - AP Aging	AP Balances Analysis	Summarizes the analysis of AP balances by amounts due in upcoming months for the top 10 suppliers. It Provides trend analysis by period.	Analysis
ERP	Payables	Financials - AP Liabilities	AP Liabilities Analysis (LC)	Provides summary of GL balances, Journal activity, and AP liabilities balance in ledger currency by account, and period. Identify open invoices, balances by suppliers, and view trend analysis. User will need to have access to Financials - GL balance sheet, and Financials - GL detail transactions subject areas in addition to Financials - AP liabilities in order to use this analyses.	Analysis
ERP	Payables	Financials - AP Aging	AP Open Invoices Analysis	Summarizes the analysis of open AP invoices by aging, due vs. overdue, and so on.	Analysis
ERP	Payables	Financials - AP Payments	AP Payments Analysis	Summarizes the analysis of AP payments and on time payment statistics. It Provides trend analysis by period.	Analysis
ERP	Payables	Financials - AP Invoices	AP Transactions Activity Analysis	Summarizes the analysis of AP transactions activity for both invoices and payments. It Provides trend analysis by period.	Analysis
ERP	Payables	Financials - AP Payments	AP Transactions Activity Analysis	Summarizes the analysis of AP transactions activity for both invoices and payments. It Provides trend analysis by period.	Analysis
ERP	Receivables	Financials - AR Transactions	AR Transactions Activity Analysis	Summarizes the AR transactions activity and Provides trend analysis by period.	Analysis
ERP	General Ledger	Financials - GL Balance Sheet	Asset Analysis	Focuses on the capital assets held by the business in the form of PPE, Intangible assets, and so on. It involves calculation of earnings potential, use, and useful life of fixed assets.	Analysis
ERP	Assets	Financials - Assets Analysis	Assets Activity Analysis	Summarizes the assets transactions activity, trend analysis, and details by asset book, and period.	Analysis
ERP	General Ledger	Financials - GL Balance Sheet	Balance Sheet Analysis	Involves analyzing the assets, liabilities, and equity of the business. It is conducted at regular intervals of time, for example, annually, quarterly, or monthly.	Analysis
ERP	General Ledger	Financials - GL Balance Sheet	Balance Sheet Dashboard	Provides executive insights into the assets and liabilities of the business. It uses key headline indicators and underlying accounts summary.	Analysis
ERP		Financials -		Records the capital expenses that contribute value to the property, plant, and	



Fusion Analytics Content Explorer

Home Explore the Content Ready-to-Use Key Metrics Ready-to-Use Workbooks **Questions by Persona** Subject Area Details Metric Details Timeline

Persona: Account Payable Invoice Supervisor, Acc... Fusion Analytics application: ERP Fusion module: Assets, Employee Expenses, General Le... Fusion Analytics subject area: Financials - AP Aging, Financials - AP Ex...

Some of the questions addressed ...

Persona	Fusion Analytics application	Fusion module	Fusion Analytics subject area	Question
Account Payable Invoice Supervisor	ERP	General Ledger	Financials - GL Account Analysis	How do I analyze GL balances/journals with the ability to get the extended details of subledger transaction attributes and accounting events?
Account Payable Invoice Supervisor	ERP	General Ledger	Financials - GL Account Analysis	How do I facilitate intuitive drill-to details for GL balances, journals, or subledger transactions for detailed analyses with a minimum number of clicks?
Account Payable Invoice Supervisor	ERP	General Ledger	Financials - GL Account Analysis	How do I get a consolidated abstract view of GL account activity for a period and associated subledger transaction activity?
Account Payable Invoice Supervisor	ERP	General Ledger	Financials - GL Account Analysis	How do I monitor GL accounts with respect to accounting and posting activity for all the contributing transactions during an accounting period?
Account Payable Invoice Supervisor	ERP	General Ledger	Financials - GL Account Analysis	How do I reconcile GL balances/journals and all contributing subledger transactions including manual journals in GL with post-SLA accounting details in a single consolidate report?
Account Payable Invoice Supervisor	ERP	General Ledger	Financials - GL Account Analysis	How do I support account analyses across multi-period and multi-ledger at detailed or roll-up account levels across chart of account segments?
Account Payable Invoice Supervisor	ERP	Payables	Financials - AP Aging	How are AP balances trending for a particular supplier over last eight quarters?
Account Payable Invoice Supervisor	ERP	Payables	Financials - AP Aging	What is the average time available to pay off outstanding AP invoices?
Account Payable Invoice Supervisor	ERP	Payables	Financials - AP Aging	What is the count and value of AP invoices overdue?
Account Payable Invoice Supervisor	ERP	Payables	Financials - AP Aging	What is the summary of AP invoices across aging buckets, count, and value?
Account Payable Invoice Supervisor	ERP	Payables	Financials - AP Aging	What is the trend of outstanding AP Balances at the consolidated level, supplier level, and business unit level?
Account Payable Invoice Supervisor	ERP	Payables	Financials - AP Aging	Which are the top 10 suppliers with the maximum AP outstanding?
Account Payable Invoice Supervisor	ERP	Payables	Financials - AP Expenses	What is the amount of AP expenses by each business unit?
Account Payable Invoice Supervisor	ERP	Payables	Financials - AP Expenses	What is the distribution of AP expenses by each of the cost centers?
Account Payable Invoice Supervisor	ERP	Payables	Financials - AP Expenses	What is the distribution of AP expenses by the top 10 suppliers?
Account Payable Invoice Supervisor	ERP	Payables	Financials - AP Expenses	What is the distribution of AP expenses by the top five natural accounts or financial categories?
Account Payable Invoice Supervisor	ERP	Payables	Financials - AP Expenses	What is the trend of AP expenses for the past six quarters?
Account Payable Invoice Supervisor	ERP	Payables	Financials - AP Invoices	What are the invoice types processed by the AP department and the payment methods used to understand the downstream activities?
Account Payable Invoice Supervisor	ERP	Payables	Financials - AP Invoices	What is the analysis around payment terms by transaction type and transaction source for the invoices processed?
Account Payable Invoice Supervisor	ERP	Payables	Financials - AP Invoices	What is the count and amount of invoices processed for the period by business units and trend comparison?
Account Payable Invoice Supervisor	ERP	Payables	Financials - AP Invoices	What is the number of invoices paid vs. unpaid including partly paid with amount?
Account Payable Invoice Supervisor	ERP	Payables	Financials - AP Invoices	What is the validation, approval, and accounting status of invoices processed during the period?
Account Payable Invoice Supervisor	ERP	Payables	Financials - AP Liabilities	What are the liabilities distribution details of AP Balances?
Account Payable Invoice Supervisor	ERP	Payables	Financials - AP Liabilities	What is the accounting status of liability distributions by invoices?
Account Payable Invoice Supervisor	ERP	Payables	Financials - AP Payments	What are the interest penalties paid by amount and percentage?
Account Payable Invoice Supervisor	ERP	Payables	Financials - AP Payments	What is count and amount of overdue payments?
Account Payable Invoice Supervisor	ERP	Payables	Financials - AP Payments	What is the average supplier payment days by business unit?
Account Payable Invoice Supervisor	ERP	Payables	Financials - AP Payments	What is the count and amount of payments processed for the period by business units and trend comparison?
Account Payable Invoice Supervisor	ERP	Payables	Financials - AP Payments	What is the ratio of on-time payment performance?
Account Payable Invoice Supervisor	ERP	Procurement	Procurement - Spend	How much did the organization spend with suppliers, commodities, buyers, cost center, contracts versus non contracts and leakage?
Account Payable Invoice Supervisor	ERP	Procurement	Procurement - Spend	How much did the organization spend with suppliers, commodities, buyers, cost center, contracts vs. non contracts, leakage etc.?
Account Payable Invoice Supervisor	ERP	Procurement	Procurement - Spend	Identify items and categories with cost-saving potential in procurement operations based on prices.
Account Payable Invoice Supervisor	ERP	Procurement	Procurement - Spend	Identify items, categories, and suppliers with compliance issues in their purchase agreements.
Account Payable Invoice Supervisor	ERP	Procurement	Procurement - Spend	Identify the items and categories with cost-saving potential in procurement operations based on price?



Fusion Analytics Content Explorer

Home **Explore the Content** Ready-to-Use Key Metrics Ready-to-Use Workbooks Questions by Persona Subject Area Details Metric Details Timeline

Fusion Analytics applications	Fusion modules	Fusion Analytics subject areas	Fusion Analytics metrics
1	4	16	410
Fusion Analytics application: SCM	Fusion module: Cost Accounting, Inventory, Order Mana...	Fusion Analytics subject area: Procurement - Agreements, Procureme...	Persona: All
<p>Fusion Analytics application</p> <ul style="list-style-type: none"> SCM 	<p>Fusion module</p> <ul style="list-style-type: none"> Cost Accounting Procurement Inventory Order Managem... 	<p>Fusion Analytics subject area</p> <ul style="list-style-type: none"> SCM - Cost Accounting Procurement - Agreements Procurement - Purchase Orders Procurement - Receipts Procurement - Requisitions Procurement - Spend SCM - COGS and Gross Margin SCM - Inventory Balances SCM - Inventory Receipts SCM - Inventory Transactions SCM - Inventory Valuations SCM - Item Cost SCM - Picking and Shipping SCM - Sales Orders SCM - Sales Orders Holds SCM - Transfer Orders 	<p>Fusion Analytics metric</p> <ul style="list-style-type: none"> accounted credit amount accounted debit amount accounted net amount costed quantity transaction credit amount transaction debit amount transaction net amount transaction quantity accepted amount accepted rate addressable spend addressable spend % agreement approval cycle time agreement header count agreement leakage spend agreement leakage spend % agreement leakage to po spend % agreement line primary quantity agreement line quantity agreement lines count agreement spend agreement spend % amendments count approved requisition amount



SCM

SCM - Transfer Orders	SCM - Sales Orders	SCM - Item Cost	SCM - Inventory Transactions	SCM - Inventory Balances	Procurement - Spend	Procurement - Receipts	Procurement - Purchase Orders
SCM - Sales Orders Holds	SCM - Picking and Shipping	SCM - Inventory Valuations	SCM - Inventory Receipts	SCM - COGS and Gross Margin	Procurement - Requisitions	Procurement - Agreements	

ORACLE FDI – SCM Key Metrics



Fusion Analytics Content Explorer

Home Explore the Content **Ready-to-Use Key Metrics** Ready-to-Use Workbooks Questions by Persona Subject Area Details Metric Details Timeline

Fusion Analytics applications

1

Fusion Analytics subject areas

16

Fusion Analytics metrics

410

Fusion Analytics key metrics

191

Fusion Analytics application: SCM | Fusion module: Cost Accounting, Inventory, Multiple SC... | Fusion Analytics subject area: Procurement - Agreements, Procureme...

Oracle Fusion Analytics comes with multiple Fusion Analytics key metrics ready-to-use which are based upon the Fusion Analytics metrics. A business user can easily create their own Fusion Analytics key metrics and/or adjust those already provided to meet their own requirements.

Ready-to-Use Fusion Analytics key metrics

Fusion Analytics application	Fusion module	Fusion Analytics subject area	Fusion Analytics key metric	Fusion Analytics key metric description
SCM	Procurement	Procurement - Agreements	Negotiation to Agreement Approval Cycle Time	This business metric is calculated as average difference between agreement approval date for version zero and negotiation line creation date.
SCM	Procurement	Procurement - Agreements	Negotiation to Agreement Approval Cycle Time	This metric is calculated as average difference between agreement approval date for version zero and negotiation line creation date.
SCM	Procurement	Procurement - Agreements	PO Agreement Amendments Count	This business metric is calculated as average amendments done for an agreement.
SCM	Procurement	Procurement - Agreements	PO Agreement Amendments Count	This metric is calculated as average amendments done for an agreement.
SCM	Procurement	Procurement - Agreements	PO Agreement Approval Cycle Time	This business metric is calculated as average difference between agreement approval date for version zero and creation date.
SCM	Procurement	Procurement - Agreements	PO Agreement Approval Cycle Time	This metric is calculated as average difference between agreement approval date for version zero and creation date.
SCM	Procurement	Procurement - Agreements	PO Agreement Approvers Count	This business metric is calculated as average approvers for version zero of an agreement.
SCM	Procurement	Procurement - Agreements	PO Agreement Approvers Count	This metric is calculated as average approvers for version zero of an agreement.
SCM	Procurement	Procurement - Agreements	PO Agreement Average Number of Revisions	This business metric is calculated as average of agreement versions.
SCM	Procurement	Procurement - Agreements	PO Agreement Average Number of Revisions	This metric is calculated as average of agreement versions.
SCM	Procurement	Procurement - Agreements	PO Agreement Buyer Count	Count of distinct buyers.
SCM	Procurement	Procurement - Agreements	PO Agreement Expired Header Released %	This business metric is calculated as header released amount divided by header agreed amount where agreement amount is not null and considering headers which are expired.
SCM	Procurement	Procurement - Agreements	PO Agreement Expired Header Released %	This metric is calculated as header released amount divided by header agreed amount where agreement amount is not null and considering headers which are expired.
SCM	Procurement	Procurement - Agreements	PO Agreement Expired Line Released %	This business metric is calculated as line released amount divided by line agreed amount where agreement amount is not null and considering lines which are expired.
SCM	Procurement	Procurement - Agreements	PO Agreement Expired Line Released %	This metric is calculated as line released amount divided by line agreed amount where agreement amount is not null and considering lines which are expired.
SCM	Procurement	Procurement - Agreements	PO Agreement Header Agreed Amount	This business metric is calculated as sum of header agreed amount.
SCM	Procurement	Procurement - Agreements	PO Agreement Header Agreed Amount	This metric is calculated as sum of header agreed amount.
SCM	Procurement	Procurement - Agreements	PO Agreement Header Count	Count of distinct agreement headers.
SCM	Procurement	Procurement - Agreements	PO Agreement Header Expiring Days	This business metric is calculated as average difference between end date and system date where agreement header end date is not null.
SCM	Procurement	Procurement - Agreements	PO Agreement Header Expiring Days	This metric is calculated as average difference between end date and system date where agreement header end date is not null.
SCM	Procurement	Procurement - Agreements	PO Agreement Header Released %	This business metric is calculated as total agreement released amount divided by agreement amount.
SCM	Procurement	Procurement - Agreements	PO Agreement Header Released %	This metric is calculated as total agreement released amount divided by agreement amount.
SCM	Procurement	Procurement - Agreements	PO Agreement Header Released Amount	This business metric is calculated as sum of header released amount.
SCM	Procurement	Procurement - Agreements	PO Agreement Header Released Amount	This metric is calculated as sum of header released amount.
SCM	Procurement	Procurement - Agreements	PO Agreement Internal Amendments Count	This business metric is calculated as average number of internal amendments for an agreement.
SCM	Procurement	Procurement - Agreements	PO Agreement Internal Amendments Count	This metric is calculated as average number of internal amendments for an agreement.
SCM	Procurement	Procurement - Agreements	PO Agreement Buyer Count	Count of distinct buyers.



Fusion Analytics Content Explorer

Home | Explore the Content | Ready-to-Use Key Metrics | **Ready-to-Use Workbooks** | Questions by Persona | Subject Area Details | Metric Details | Timeline

Fusion Analytics applications 2	Fusion Analytics subject areas 11	Fusion Analytics metrics 348	Fusion Analytics workbooks 16
------------------------------------	--------------------------------------	---------------------------------	----------------------------------

Fusion Analytics application: SCM | Fusion module: Cost Accounting, Inventory, Order Mana... | Fusion Analytics subject area: Multiple SCM Subject Areas, Procureme...

Oracle Fusion Analytics comes with multiple workbooks ready-to-use, these are both overview dashboards (multiple key metrics visualizations) and analyses (visualizations). A business user can create more key metrics and analyses upon the data.

Ready-to-Use Fusion Analytics workbooks

Fusion Analytics application	Fusion module	Fusion Analytics subject area	Fusion Analytics workbook	Fusion Analytics workbook description	Workbook type
ERP	Procurement	Procurement - Spend	Procurement Spend Supplier Overview	Provides an overview of suppliers in terms of Key suppliers spend, Supplier Tail spend, and Suppliers Count.	Analysis
ERP	Procurement	Procurement - Spend	Procurement Spend Supplier Overview	Provides an overview of suppliers in terms of key suppliers spend, supplier tail spend, and suppliers count.	Analysis
ERP	Procurement	Procurement - Purchase Orders	Procurement Department Efficiency Analysis	Provides insights on procurement department efficiency with metrics like approval counts, amendment counts, and cycle time in days.	Analysis
ERP	Procurement	Procurement - Purchase Orders	Procurement Performance Analysis	Summarizes the performance analysis from requisitions to receipts. Provides insights on past due, rejections, cancellations, and over received quantity % by different dimensions.	Analysis
ERP	Procurement	Procurement - Requisitions	Procurement Performance Analysis	Summarizes the performance analysis from requisitions to receipts. Provides insights on past due, rejections, cancellations, and over received quantity % by different dimensions.	Analysis
ERP	Procurement	Procurement - Spend	Procurement Spend Category Overview	Provides an overview of categories spend, counts, and other details.	Analysis
ERP	Procurement	Procurement - Spend	Procurement Spend Overview	Provides an overview of Spend, Non-PO matched spend, and Non-agreement spend along with entities who are spending and are non-compliant.	Analysis
ERP	Procurement	Procurement - Spend	Procurement Spend Overview	Provides an overview of spend, non-PO matched spend, and non-agreement spend along with entities who are spending and are non-compliant.	Analysis
ERP	Procurement	Procurement - Agreements	Purchase Agreement Analysis	Summarizes the analysis on purchase agreement for both contract purchase agreements and blanket purchase agreements. Provides insights on agreement trends, expiring agreement, cycle time, and release amount range.	Analysis
ERP	Procurement	Procurement - Agreements	Purchase Agreement Analysis	Summarizes the analysis on purchase agreement for both contract purchase agreements, and blanket purchase agreements. Provides insights on agreement trends, expiring agreement, cycle time, and release amount range.	Analysis
ERP	Procurement	Procurement - Spend	Purchase Order Spend Analysis	Provides an insight on PO matched spend, Non-agreement spend, Agreement leakages and related metrics by supplier, business unit, and period.	Analysis
ERP	Procurement	Procurement - Spend	Purchase Order Spend Categories Analysis	Provides an insight on PO matched spend, Non-agreement spend, Agreement leakages and related metrics by categories, business unit, and period.	Analysis
ERP	Procurement	Procurement	Purchase Order Spend Suppliers	Provides an insight on PO matched spend, Non-agreement spend, Agreement	Analysis



Fusion Analytics Content Explorer

Home Explore the Content Ready-to-Use Key Metrics Ready-to-Use Workbooks **Questions by Persona** Subject Area Details Metric Details Timeline

Persona: Cost Accountant, Inventory Manager, O... Fusion Analytics application: SCM Fusion module: Cost Accounting, Inventory, Multiple SC... Fusion Analytics subject area: Multiple SCM Subject Areas, Procureme...

Some of the questions addressed ...

Persona	Fusion Analytics application	Fusion module	Fusion Analytics subject area	Question
Cost Accountant	SCM	Cost Accounting	SCM - COGS and Gross Margin	Top 10 customers with increasing or decreasing gross margin %
Cost Accountant	SCM	Cost Accounting	SCM - COGS and Gross Margin	Top 10 products with increasing or decreasing gross margin %
Cost Accountant	SCM	Cost Accounting	SCM - COGS and Gross Margin	What is my gross margin by business unit, products, locations, product category, and customers for a given period?
Cost Accountant	SCM	Cost Accounting	SCM - COGS and Gross Margin	Which of my products revenue or COGS is not recognized?
Cost Accountant	SCM	Cost Accounting	SCM - COGS and Gross Margin	Which of my products revenue or COGS is partially recognized?
Cost Accountant	SCM	Cost Accounting	SCM - Cost Accounting	What is the cost distribution by accounting line type for a cost organization and cost book?
Cost Accountant	SCM	Cost Accounting	SCM - Cost Accounting	What is the cost distribution by transaction type, accounting line type, item etc for a cost organization and cost book?
Cost Accountant	SCM	Cost Accounting	SCM - Cost Accounting	What is the cost distribution for a cost organization and cost book for a given period?
Cost Accountant	SCM	Cost Accounting	SCM - Cost Accounting	What is the transaction amount for a particular accounting line type by cost organization and cost book for a given period? E.g COGS, PPV etc.
Cost Accountant	SCM	Cost Accounting	SCM - Item Cost	What is the item unit cost by different cost elements like material, material overhead, and overhead by value and percentage?
Cost Accountant	SCM	Cost Accounting	SCM - Item Cost	What is the item unit cost for a cost organization and different cost books?
Cost Accountant	SCM	Cost Accounting	SCM - Item Cost	What is the trend of item costs over a period of time?
Cost Accountant	SCM	Cost Accounting	SCM - Item Cost	What items are showing most volatile trend over a period of time?
Cost Accountant	SCM	Inventory	SCM - Inventory Valuations	What is an organization's inventory value across supply chain for an item, item category, and organization?
Cost Accountant	SCM	Inventory	SCM - Inventory Valuations	What is the inventory valuations for items or item category for a given period?
Cost Accountant	SCM	Inventory	SCM - Inventory Valuations	What is the trend in inventory valuations for items and organizations?
Inventory Manager	SCM	Inventory	SCM - Inventory Balances	What is an organization's inventory position across supply chain in terms of quantity?
Inventory Manager	SCM	Inventory	SCM - Inventory Balances	What is the trend for onhand quantity by product and category?
Inventory Manager	SCM	Inventory	SCM - Inventory Balances	Which product, category, organization are high in terms of inventory quantity in the asset subinventory location?
Inventory Manager	SCM	Inventory	SCM - Inventory Receipts	How long do you need to intake inventory from Receiving to storage location?
Inventory Manager	SCM	Inventory	SCM - Inventory Receipts	What are the delivery times from Internal organizations?
Inventory Manager	SCM	Inventory	SCM - Inventory Receipts	What are the products and quantity returned by customer over a period of time?
Inventory Manager	SCM	Inventory	SCM - Inventory Receipts	What are the reasons for product return from customers?
Inventory Manager	SCM	Inventory	SCM - Inventory Receipts	What are the return rates for Internal organization?
Inventory Manager	SCM	Inventory	SCM - Inventory Receipts	What is Accepted and Rejected rates for commodities, by suppliers?
Inventory Manager	SCM	Inventory	SCM - Inventory Receipts	What is the Receiving cycle time?
Inventory Manager	SCM	Inventory	SCM - Inventory Receipts	What is the total quantity received per warehouse operator ?
Inventory Manager	SCM	Inventory	SCM - Inventory Receipts	What is the volume of inventory received?
Inventory Manager	SCM	Inventory	SCM - Inventory Receipts	What receipts are created manually or through ASN's?
Inventory Manager	SCM	Inventory	SCM - Inventory Receipts	When were products shipped by Suppliers and Internal organizations and what is the average delivery times of Suppliers and Internal organizations?



Fusion Analytics Content Explorer

Home Explore the Content Ready-to-Use Key Metrics Ready-to-Use Workbooks Questions by Persona Subject Area Details Metric Details Timeline

Fusion Analytics applications	Fusion modules	Fusion Analytics subject areas	Fusion Analytics metrics
1	9	18	833

Fusion Analytics application: HCM

Fusion module: Absence Management, Compensation, ...

Fusion Analytics subject area: HCM - Check-Ins, HCM - Diversity Analy...

Persona: All

Fusion Analytics application	Fusion module	Fusion Analytics subject area	Fusion Analytics metric
HCM	<ul style="list-style-type: none"> Time and Labor Core Human Resources Absence Management Compensation Journeys Payroll Performance Managem... Recruiting Succession Planning 	<ul style="list-style-type: none"> HCM - Diversity Analysis HCM - Workforce Time and Labor Management HCM - Check-Ins HCM - Goals and Career Development HCM - Journeys HCM - Performance Management HCM - Positions HCM - Succession Management HCM - Talent Acquisition HCM - Talent Profile HCM - Talent Review Meetings HCM - Workforce Absence Management HCM - Workforce Core HCM - Workforce Gains and Losses HCM - Workforce Rewards - Payroll Balances HCM - Workforce Rewards - Payroll Costing HCM - Workforce Rewards - Salary Basis HCM - Workforce Rewards - Workforce Compensation 	<ul style="list-style-type: none"> absence approval rate for high performer worker absence approval rate for low performer worker absence rejection rate for high performer worker absence rejection rate for low performer worker accrual balance accrual plan absences duration accrual value active candidate count active headcount active headcount ratio active plan count active plans without candidate active worker count active worker ratio annual accrual annualized voluntary retention applicant count approved absence transactions assignment count assignment count (period end) assignment count (period start) assignment count gain assignment count gain global transfer assignment count gain hire



HCM

HCM - Workforce Rewards - Workforce Compensation	HCM - Workforce Rewards - Payroll Balances	HCM - Workforce Core	HCM - Talent Review Meetings	HCM - Talent Acquisition	HCM - Positions	HCM - Journeys	HCM - Goals and Career Development
HCM - Workforce Rewards - Payroll Costing	HCM - Workforce Gains and Losses	HCM - Workforce Absence Management	HCM - Talent Profile	HCM - Succession Management	HCM - Performance Management	HCM - Check-Ins	

ORACLE FDI – HCM Key Metrics



Fusion Analytics Content Explorer

Home Explore the Content **Ready-to-Use Key Metrics** Ready-to-Use Workbooks Questions by Persona Subject Area Details Metric Details Timeline

Fusion Analytics applications

1

Fusion Analytics subject areas

17

Fusion Analytics metrics

709

Fusion Analytics key metrics

66

Fusion Analytics application: HCM | Fusion module: Absence Management, Compensation, ... | Fusion Analytics subject area: HCM - Check-Ins, HCM - Diversity Analy...

Oracle Fusion Analytics comes with multiple Fusion Analytics key metrics ready-to-use which are based upon the Fusion Analytics metrics. A business user can easily create their own Fusion Analytics key metrics and/or adjust those already provided to meet their own requirements.

Ready-to-Use Fusion Analytics key metrics

Fusion Analytics application	Fusion module	Fusion Analytics subject area	Fusion Analytics key metric	Fusion Analytics key metric description
HCM	Absence Management	HCM - Workforce Absence Management	Approved Absences	Provides approved absence transaction of a worker.
HCM	Absence Management	HCM - Workforce Absence Management	Female Gender Ratio unavailable	Provides the ratio of Female workers with approved absences.
HCM	Absence Management	HCM - Workforce Absence Management	Male Gender Ratio Unavailable	Provides ratio of Male workers with approved leaves.
HCM	Compensation	HCM - Workforce Rewards - Workforce Compensation	Average Allocation Percentage	Provides average percentage of amount allocated to a worker.
HCM	Compensation	HCM - Workforce Rewards - Workforce Compensation	Compensation Amount	Provides Amount Allocated to a worker.
HCM	Compensation	HCM - Workforce Rewards - Workforce Compensation	Compensation Variance	Provides variance amount of allocated amount from target compensation amount for a worker.
HCM	Core Human Resources	HCM - Workforce Core	% Compa Ratio Change	Provides the average change in compa ratio of the workers compared to the previous year.
HCM	Core Human Resources	HCM - Workforce Core	Average Headcount	Provides the average headcount of the workforce which is basically the average of start and end time period.
HCM	Core Human Resources	HCM - Workforce Core	Average Tenure	Provides the average tenure of the workforce.
HCM	Core Human Resources	HCM - Workforce Core	Average Worker Age	Provides the average age of the workforce.
HCM	Core Human Resources	HCM - Workforce Core	Compa Ratio	Provides the average compa ratio of the workers.
HCM	Core Human Resources	HCM - Workforce Core	Distinct Worker Ethnicities	Provides the distinct count of different ethnicities in the workforce.
HCM	Core Human Resources	HCM - Workforce Core	Distinct Worker Nationalities	Provides the distinct count of different nationals in the workforce.
HCM	Core Human Resources	HCM - Workforce Core	FTE	Provides the FTE value.
HCM	Core Human Resources	HCM - Workforce Core	Female Gender Ratio	Provides the percentage of female employees.
HCM	Core Human Resources	HCM - Workforce Core	Headcount	Provides the headcount of the workforce.
HCM	Core Human Resources	HCM - Workforce Core	Hires	Provides the count of hires in the organization.
HCM	Core Human Resources	HCM - Workforce Core	Low Talent Ratio	Provides the ratio of workers with low performance and potential values against the total workforce.



Fusion Analytics Content Explorer

Home | Explore the Content | Ready-to-Use Key Metrics | **Ready-to-Use Workbooks** | Questions by Persona | Subject Area Details | Metric Details | Timeline

Fusion Analytics applications

1

Fusion Analytics subject areas

9

Fusion Analytics metrics

600

Fusion Analytics workbooks

33

Fusion Analytics application: HCM | Fusion module: Absence Management, Compensation, ... | Fusion Analytics subject area: HCM - Check-Ins, HCM - Goals and care...

Oracle Fusion Analytics comes with multiple workbooks ready-to-use, these are both overview dashboards (multiple key metrics visualizations) and analyses (visualizations). A business user can create more key metrics and analyses upon the data.

Ready-to-Use Fusion Analytics workbooks

Fusion Analytics application	Fusion module	Fusion Analytics subject area	Fusion Analytics workbook	Fusion Analytics workbook description	Workbook type
HCM	Core Human Resources	HCM - Workforce Core	Hires and Leavers - Person Count	The hires and leavers detailed page provides the metric details related to the hires and terminations in the organisation. It provides important analysis related to hiring trends over the last few quarters, hiring by various business units, locations and job families, the diverse hiring patterns by elements like gender, ethnicity etc.	Analysis
HCM	Absence Management	HCM - Workforce Absence Management	Absence	Provides details of absences, duration and workers that have availed leave during the specific period.	Analysis
HCM	Absence Management	HCM - Workforce Absence Management	Absence Analysis	Summary of various absence statuses like approved, withdrawn, rejected. Enables organizations to plot biases in absences approval/rejection for any of the minority groups, if any.	Analysis
HCM	Absence Management	HCM - Workforce Absence Management	Absences - Diversity Overview	Summary of various absence statuses like approved, withdrawn, rejected. Enables organizations to plot biases in absences approval/rejection for any of the minority groups, if any.	Analysis
HCM	Performance Management	HCM - Check-Ins	Check-Ins	Manager and Worker Check-In details.	Analysis
HCM	Core Human Resources	HCM - Workforce Core	Compa Ratio	The compa ratio detailed page provides details related to the worker compa ratios. It provides an analysis of the average compa ratio of the organization along with the other dimensions like job family, grade and so on. Additionally the compa ratio analysis of the top talent, the terminated workers are available. It also provides the compa ratio analysis by various dimensions like location, and tenure band.	Analysis
HCM	Core Human Resources	HCM - Workforce Core	Diversity Analysis	The diversity analysis detailed page provides an analysis of key metrics like headcount, promotion counts, terminations, hire counts by diverse factors like employee gender, grades and ethnicities, tenure band, age band, countries and so on. This helps in understanding the workforce composition by various such diversity elements. This in turn helps the organizations in achieving targets related to diversified employee staffing.	Analysis
HCM	Core Human Resources	HCM - Workforce Core	Diversity Analysis - Person Count	The diversity analysis detailed page provides an analysis of key metrics like Worker counts, promotion counts, terminations, hire counts by diverse factors like employee gender, grades and ethnicities, tenure band, age band, countries, and so on. This helps in understanding the workforce composition by various such diversity elements. This in turn helps the organisations in achieving targets	Analysis



Fusion Analytics Content Explorer

Home Explore the Content Ready-to-Use Key Metrics Ready-to-Use Workbooks **Questions by Persona** Subject Area Details Metric Details Timeline

Persona: Compensation Manager, Hiring Manage... Fusion Analytics application: All Fusion module: Absence Management, Compensation, ... Fusion Analytics subject area: HCM - Check-Ins, HCM - Diversity Analy...

Some of the questions addressed ...

Persona	Fusion Analytics application	Fusion module	Fusion Analytics subject area	Question
Hiring Manager	HCM	Recruiting	HCM - Talent Acquisition	Do internal candidates are faster to fill than the external ones?
Hiring Manager	HCM	Recruiting	HCM - Talent Acquisition	What is the average requisitions processed by my recruiters?
Hiring Manager	HCM	Recruiting	HCM - Talent Acquisition	What is the average time taken for a requisition to be filled?
Hiring Manager	HCM	Recruiting	HCM - Talent Acquisition	What percentage of candidates do not on-board after accepting the offer?
Hiring Manager	HCM	Recruiting	HCM - Talent Acquisition	Which jobs have a faster fill rate compared to the average time taken to fill?
Hiring Manager	HCM	Recruiting	HCM - Talent Acquisition	Which phases of job requisition take a longer time than the average time taken by all phases?
Human Resource Analyst	HCM	Absence Management	HCM - Workforce Absence Management	Are there any specific time periods wherein there are excessive leave demands?
Human Resource Analyst	HCM	Absence Management	HCM - Workforce Absence Management	How many absences are availed by workers vs. at what frequency these absences have been availed?
Human Resource Analyst	HCM	Absence Management	HCM - Workforce Absence Management	How many workers are retiring in next X months/Years and what is their absence liability on an organization?
Human Resource Analyst	HCM	Absence Management	HCM - Workforce Absence Management	How many workers have not taken absences in last X days?
Human Resource Analyst	HCM	Absence Management	HCM - Workforce Absence Management	How workers are with unused absence balances?
Human Resource Analyst	HCM	Absence Management	HCM - Workforce Absence Management	What are the reasons with which maximum leaves have been availed?
Human Resource Analyst	HCM	Absence Management	HCM - Workforce Absence Management	What is male gender ratio vs. female gender ratio with approved leaves and rejected leaves?
Human Resource Analyst	HCM	Absence Management	HCM - Workforce Absence Management	What is the absence rejection/withdrawal rate of absences and performance impact of the same.
Human Resource Analyst	HCM	Core Human Resources	HCM - Diversity Analysis	Are there any specific groups that are targeted for involuntary terminations?
Human Resource Analyst	HCM	Core Human Resources	HCM - Diversity Analysis	Do I adopt fair practices in hiring and promoting diverse workforce?
Human Resource Analyst	HCM	Core Human Resources	HCM - Diversity Analysis	Is there a pattern of inconsistent salaries across workers from different regions and ethnicities?
Human Resource Analyst	HCM	Core Human Resources	HCM - Positions	For a given position, provide the budgeted headcount, fte vs actual headcount and fte
Human Resource Analyst	HCM	Core Human Resources	HCM - Positions	Which are the various positions created for a job?
Human Resource Analyst	HCM	Core Human Resources	HCM - Positions	Which positions do not have incumbents on them?
Human Resource Analyst	HCM	Core Human Resources	HCM - Workforce Core	Do I get a trend of voluntary terminations of high performers in the organisation?
Human Resource Analyst	HCM	Core Human Resources	HCM - Workforce Core	Have I staffed women in adequate numbers to meet my diversity regulatory requirements?
Human Resource Analyst	HCM	Core Human Resources	HCM - Workforce Core	Is there an increase or decrease in employee attrition compared to the same period previous year?
Human Resource Analyst	HCM	Core Human Resources	HCM - Workforce Core	What is the average compa ratio of high performers in my organisation?
Human Resource Analyst	HCM	Core Human Resources	HCM - Workforce Core	What is the promotion ratio trend over the last 3 years in the organisation?
Human Resource Analyst	HCM	Core Human Resources	HCM - Workforce Core	What percentage of my workforce are contingent workers?



Fusion Analytics Content Explorer

Home Explore the Content Ready-to-Use Key Metrics Ready-to-Use Workbooks Questions by Persona Subject Area Details Metric Details Timeline

<p>Fusion Analytics applications</p> <p>1</p>	<p>Fusion modules</p> <p>2</p>	<p>Fusion Analytics subject areas</p> <p>15</p>	<p>Fusion Analytics metrics</p> <p>558</p>
<p>Fusion Analytics application</p> <p>CK</p>	<p>Fusion module</p> <p>B2B Service, Eloqua, Multiple CX Modul...</p>	<p>Fusion Analytics subject area</p> <p>CK - Activity, CK - Campaign Members, ...</p>	<p>Persona</p> <p>Sales Administrator, Sales Manager, Sal...</p>
<p>Fusion Analytics application</p> <p>CK</p>	<p>Fusion module</p> <p>Sales</p> <p>Subscription Manage...</p>	<p>Fusion Analytics subject area</p> <ul style="list-style-type: none"> CK - Activity CK - Campaign Members CK - Lead Activity CK - Leads CK - Opportunity CK - Opportunity Activity CK - Opportunity Quote CK - Opportunity Quote Line CK - Opportunity Revenue Line CK - Opportunity Revenue Line Snapshot CK - Opportunity Snapshot CK - Opportunity Stage Progression CK - Subscription Bill Line CK - Subscription Historical Trend CK - Subscriptions 	<p>Fusion Analytics metric</p> <ul style="list-style-type: none"> # of accepted leads # of accounts leads converted # of accounts with won opportunities # of active customers - period end # of active customers - period start # of active cx campaigns # of active quotes # of active quotes with lines # of active quotes with proposal # of active subscription downgrades # of active subscription upgrades # of active subscriptions # of active subscriptions - period end # of active subscriptions - period start # of active subscriptions added - last 30 days # of active subscriptions expiring - next 30 days # of activities # of appointments # of assigned leads # of call reports # of changes to expected enterprise close date # of changes to expected enterprise close period # of changes to expected enterprise close quarter # of changes to expected enterprise close year



CX

CX - Subscriptions	CX - Subscription Bill Line	CX - Service Request Lifecycle	CX - Opportunity Stage Progression	CX - Opportunity Revenue Line Snapshot	CX - Opportunity Quote Line	CX - Opportunity Activity	CX - Leads	CX - Campaign Opportunity Revenue	CX - Campaign Activity Detail Analysis
CX - Subscription Historical Trend	CX - Service Request Milestone	CX - Service Request	CX - Opportunity Snapshot	CX - Opportunity Revenue Line	CX - Opportunity Quote	CX - Opportunity	CX - Lead Activity	CX - Campaign Members	CX - Campaign Activity Analysis
									CX - Activity

ORACLE FDI – CX Key Metrics



Fusion Analytics Content Explorer

Home Explore the Content **Ready-to-Use Key Metrics** Ready-to-Use Workbooks Questions by Persona Subject Area Details Metric Details Timeline

Fusion Analytics applications	Fusion Analytics subject areas	Fusion Analytics metrics	Fusion Analytics key metrics
1	21	849	103

Fusion Analytics application: CX Fusion module: B2B Service, Eloqua, Multiple CX Modul... Fusion Analytics subject area: CX - Activity, CX - Campaign Activity An...

Oracle Fusion Analytics comes with multiple Fusion Analytics key metrics ready-to-use which are based upon the Fusion Analytics metrics. A business user can edit Fusion Analytics key metrics and/or adjust those already provided to meet their own requirements.

Ready-to-Use Fusion Analytics key metrics

Fusion Analytics application	Fusion module	Fusion Analytics subject area	Fusion Analytics key metric	Fusion Analytics key metric description
CX	B2B Service	CX - Service Request	Agent Performance	Shows the average time (days) to resolve issues by service agents.
CX	B2B Service	CX - Service Request	Escalation (Critical SR's)	Shows the number of SRs that are marked critical.
CX	B2B Service	CX - Service Request	SR Backlog Rate (%)	Shows the percentage of open SRs relative to the total SRs by age category.
CX	B2B Service	CX - Service Request	SR Resolution (%)	Shows the number of SRs in resolved status.
CX	B2B Service	CX - Service Request	SRs by Channel	Shows the number of open SRs by channel.
CX	B2B Service	CX - Service Request	SRs by Service Category	Shows the number of open SRs by service category.
CX	B2B Service	CX - Service Request	Service Requests by Status	Shows the number of CX service requests by their status.
CX	B2B Service	CX - Service Request	Top 10 Customers (With Active SRs)	Shows the top 10 customers with the most active open SRs.
CX	Eloqua	CX - Campaign Opportunity Revenue	Campaign Actual Vs Budgeted Cost	Shows the ratio of actual cost / budgeted cost for every campaign.
CX	Eloqua	CX - Campaign Opportunity Revenue	Campaign Attributed Lost Opportunity Revenue Lines	Shows the number of lost opportunity revenue lines from opportunities attributable to a campaign.
CX	Eloqua	CX - Campaign Opportunity Revenue	Campaign Attributed Open Opportunity Revenue Lines	Shows the number of open opportunity revenue lines from opportunities attributable to a campaign.
CX	Eloqua	CX - Campaign Opportunity Revenue	Campaign Attributed Opportunities	Shows the number of opportunities generated from marketing campaigns (using the last touch model).
CX	Eloqua	CX - Campaign Opportunity Revenue	Campaign Attributed Pipeline	Shows pipeline revenue contributions from campaign-attributable opportunities (using the last touch model).
CX	Eloqua	CX - Campaign Opportunity Revenue	Campaign Attributed Won Opportunity Revenue Lines	Shows the number of won opportunity revenue lines from opportunities attributable to a campaign.
CX	Eloqua	CX - Campaign Opportunity Revenue	Campaign Attributed Won Revenue	Shows the total revenue attributed to a campaign for all opportunities with a closed-won status.
CX	Eloqua	CX - Campaign Opportunity Revenue	Campaign Engaged Contacts	Shows the number of contacts targeted by campaigns.
CX	Eloqua	CX - Campaign Opportunity Revenue	Campaign ROI	Shows a campaign return on investment based on campaign actual cost and campaign attributable revenue.
CX	Eloqua	CX - Campaign Opportunity Revenue	Campaign Responses	Shows the number of responses for each campaign.
CX	Eloqua	CX - Campaign Opportunity Revenue	Campaign Targeted Accounts	Shows the number of accounts targeted by campaigns.
CX	Eloqua	CX - Campaign Opportunity Revenue	Cost Per Attributed Revenue	Shows the ratio of campaign actual cost and total attributable opportunity line revenue.
CX	Eloqua	CX - Campaign Opportunity Revenue	Cost Per Opportunity Revenue Line	Shows the ratio of campaign actual cost and the number of opportunity revenue lines.
CX	Eloqua	CX - Campaign Opportunity Revenue	Cost Per Won Opportunity Revenue Line	Shows the ratio of campaign actual cost and the number of won opportunity revenue lines.
CX	Eloqua	CX - Campaign Opportunity Revenue	Cost Per Won Revenue	Shows the ratio of campaign actual cost and won opportunity line revenue.
CX	Eloqua	CX - Campaign Opportunity Revenue	Top Campaigns	Shows the top campaigns with the highest won revenue.
CX	Sales	CX - Activity	Activity Duration For Completed Activities	Shows the average activity duration for completed activities.
CX	Sales	CX - Activity	New Activities	Shows activities created in the last seven days.
CX	Sales	CX - Activity	Number of Activities	Shows the number of activities.



Fusion Analytics Content Explorer

Home Explore the Content Ready-to-Use Key Metrics **Ready-to-Use Workbooks** Questions by Persona Subject Area Details Metric Details Timeline

Fusion Analytics applications

1

Fusion Analytics subject areas

16

Fusion Analytics metrics

663

Fusion Analytics workbooks

66

Fusion Analytics application: CX | Fusion module: B2B Service, Eloqua, HR Helpdesk, Multi... | Fusion Analytics subject area: CX - Activity, CX - Campaign Activity An...

Oracle Fusion Analytics comes with multiple workbooks ready-to-use, these are both overview dashboards (multiple key metrics visualizations) and analyses (visualizations). A business user can create more key metrics and analyses upon the data.

Ready-to-Use Fusion Analytics workbooks

Fusion Analytics application	Fusion module	Fusion Analytics subject area	Fusion Analytics workbook	Fusion Analytics workbook description	Workbook type
CX	Sales	CX - Leads	Accounts - Leads	Lists sales resources or credit recovers with the highest number of wins and deal sizes.	Analysis
CX	Sales	CX - Activity	Activity Duration for Completed Activities	Shows how long it takes for a sales resource to complete an activity and provides a breakdown based on activity type. Summaries are included to show the metric based on activity owner, number of activities completed, activity type, date, and status.	Analysis
CX	Sales	CX - Opportunity Activity	Activity Rate - Won Opportunities	Provides insights on the number of activities performed on opportunities that go on to win. This information helps businesses users understand the average number of activities needed to win an opportunity.	Analysis
CX	B2B Service	CX - Service Request	Agent Performance Details	Provides insights into how the service agents performance is, such as the resolved SRs, average time to resolve, etc.	Analysis
CX	Sales	CX - Opportunity Revenue Line	Average Deal Size	Provides a breakdown of average deal size by sales stage, opportunity owner, territory owner, and product/group.	Analysis
CX	Sales	CX - Opportunity Revenue Line Snapshot	Average Deal Size - Trend Analysis	Shows the trend of average deal size by territory and by product, and how the metric has evolved historically.	Analysis
CX	Sales	CX - Leads	Average Lead Age	Shows the average lead age by lead status and lead creation period for the current quarter.	Analysis
CX	Eloqua	CX - Campaign Activity Analysis	Campaign Activity Overview	Shows the Campaign Activity Summary and details of some of the key activities like Email, Form, Web, Landing Page, and External.	Analysis
CX	Subscription Management	CX - Campaign Activity Analysis	Campaign Activity Overview	Shows the Campaign Activity Summary and details of some of the key activities like Email, Form, Web, Landing Page, and External.	Analysis
CX	Sales	CX - Campaign Members	Campaign Attributed Leads	Shows the number of leads generated from each campaign that was created in the current quarter.	Analysis
CX	Eloqua	CX - Campaign Opportunity Revenue	Campaign Attributed Opportunities	Shows the number of opportunities generated from each campaign that was created in the current quarter. This analysis uses the last touch attribution model.	Analysis
CX	Eloqua	CX - Campaign	Campaign Attributed Pipeline	Shows the pipeline contribution from the opportunities attributable to the	Analysis



Fusion Analytics Content Explorer

Home Explore the Content Ready-to-Use Key Metrics Ready-to-Use Workbooks **Questions by Persona** Subject Area Details Metric Details Timeline

Persona: Customer Service Manager, Customer S... Fusion Analytics application: CX Fusion module: B2B Service, Eloqua, Multiple CX Modul... Fusion Analytics subject area: Accounting Hub - <Application> Transa...

Some of the questions addressed ...

Persona	Fusion Analytics application	Fusion module	Fusion Analytics subject area	Question
Customer Service Manager	CX	B2B Service	CX - Service Request	Are there preferred channels that customers use to contact us for specific service issue categories and product areas?
Customer Service Manager	CX	B2B Service	CX - Service Request	Are we efficient in resolving SRs? Where are the bottlenecks?
Customer Service Manager	CX	B2B Service	CX - Service Request	How are my agents performing?
Customer Service Manager	CX	B2B Service	CX - Service Request	How are the SRs aging?
Customer Service Manager	CX	B2B Service	CX - Service Request	What is our SR backlog rate?
Customer Service Manager	CX	B2B Service	CX - Service Request	What is the most commonly used channel?
Customer Service Manager	CX	B2B Service	CX - Service Request	What is the trend of SRs by category?
Customer Service Manager	CX	B2B Service	CX - Service Request	What is the trend of SRs over a period of time? How are the SRs split based on status and severity?
Customer Service Manager	CX	B2B Service	CX - Service Request	What percentage of SRs get resolved on the same day and next day?
Customer Service Manager	CX	B2B Service	CX - Service Request	What product lines have a higher percentage of non-compliant SRs open?
Customer Service Manager	CX	B2B Service	CX - Service Request	Which customers have reported the most SRs?
Customer Service Manager	CX	B2B Service	CX - Service Request Lifecycle	Are we efficient in resolving SRs? Where are the bottlenecks?
Customer Service Manager	CX	B2B Service	CX - Service Request Lifecycle	Did the SR have more than one issue that needed to be resolved (perhaps serially or requiring parallel efforts by multiple resources)?
Customer Service Manager	CX	B2B Service	CX - Service Request Lifecycle	Do some SR categories imply higher difficulties (going by the actual time agents spend on such SRs)?
Customer Service Manager	CX	B2B Service	CX - Service Request Lifecycle	How long did it take to assign the SR to the correct queue?
Customer Service Manager	CX	B2B Service	CX - Service Request Lifecycle	How long was the SR waiting with the Agent and the customer?
Customer Service Manager	CX	B2B Service	CX - Service Request Lifecycle	How many SR queues were modified and what did the SR owner change in the process?
Customer Service Manager	CX	B2B Service	CX - Service Request Lifecycle	How many days do customers wait on average to reopen the SR?
Customer Service Manager	CX	B2B Service	CX - Service Request Lifecycle	How many times did the SR get assigned to the wrong Queue?
Customer Service Manager	CX	B2B Service	CX - Service Request Lifecycle	How much time does a SR spend in a Queue?
Customer Service Manager	CX	B2B Service	CX - Service Request Lifecycle	On average, how long does it take to assign a SR?
Customer Service Manager	CX	B2B Service	CX - Service Request Lifecycle	Was the assigned agent overloaded with other work (based on the average number of SRs assigned to the agent)?
Customer Service Manager	CX	B2B Service	CX - Service Request Lifecycle	What are the top 10 queues by the time spent by the SRs?
Customer Service Manager	CX	B2B Service	CX - Service Request Lifecycle	What's the average time for an SR to be in the Queue and which SRs are sitting in a queue longer than the average time?
Customer Service Manager	CX	B2B Service	CX - Service Request Milestone	Are our processes inefficient or preventing agents from meeting milestones?
Customer Service Manager	CX	B2B Service	CX - Service Request Milestone	Are there currently service requests that have missed the target milestone and require escalation?
Customer Service Manager	CX	B2B Service	CX - Service Request Milestone	How does my team perform in meeting first response milestones versus resolution milestones?
Customer Service Manager	CX	B2B Service	CX - Service Request Milestone	How often am I meeting milestone targets for my SRs? Which milestones do I miss most often?
Customer Service Manager	CX	B2B Service	CX - Service Request Milestone	Is a particular target too aggressive? Who is best at achieving targets for a given category of service request?
Customer Service Manager	CX	B2B Service	CX - Service Request Milestone	What is the percentage of open SRs with milestones, that is, which have at least one milestone?
Customer Service Manager	CX	B2B Service	CX - Service Request Milestone	Where is my team missing SLAs? Is it in certain geographic locations, service categories, or product lines?
Customer Service Representative	CX	B2B Service	CX - Service Request	Are there preferred channels that customers use to contact us for specific service issue categories and product areas?
Customer Service Representative	CX	B2B Service	CX - Service Request	Are we efficient in resolving SRs? Where are the bottlenecks?
Customer Service Representative	CX	B2B Service	CX - Service Request	How are my agents performing?
Customer Service Representative	CX	B2B Service	CX - Service Request	How are the SRs aging?
Customer Service Representative	CX	B2B Service	CX - Service Request	What is our SR backlog rate?
Customer Service Representative	CX	B2B Service	CX - Service Request	What is the most commonly used channel?



Organizations can use one of the following approaches for implementing FDI:

- Phased approach (Recommended) – Setup and deploy the seeded or out-of-box content after completing the functional and technical requirements.
 - Proof-of-value for executives as a starting point (1 pillar)
 - Once we have buy-in, implement the tool with custom content
- All-in-one approach (Big Bang) – Setup and deploy both the seeded or out-of-box content as well as custom content after completing the functional and technical requirements.



The following are the steps to the phased approach:

- Activate and create the FDI instance – important to use the same cloud account and region for Oracle Fusion Cloud Applications and Fusion Analytics Warehouse
- Pair Environments – important to pair the right Oracle Fusion Cloud Applications environment with the new Fusion Analytics environment
- Configure data pipelines and validate data – important to only activate the data pipelines the users can validate within project timeline (Oracle does provide a built-in Data Validation for assistance with this)
- Configure and validate security – start with a smaller group at different levels, test object and row-level security
- Deploy – Once everything is validated in the non-Prod instance, migrate and deploy to Prod

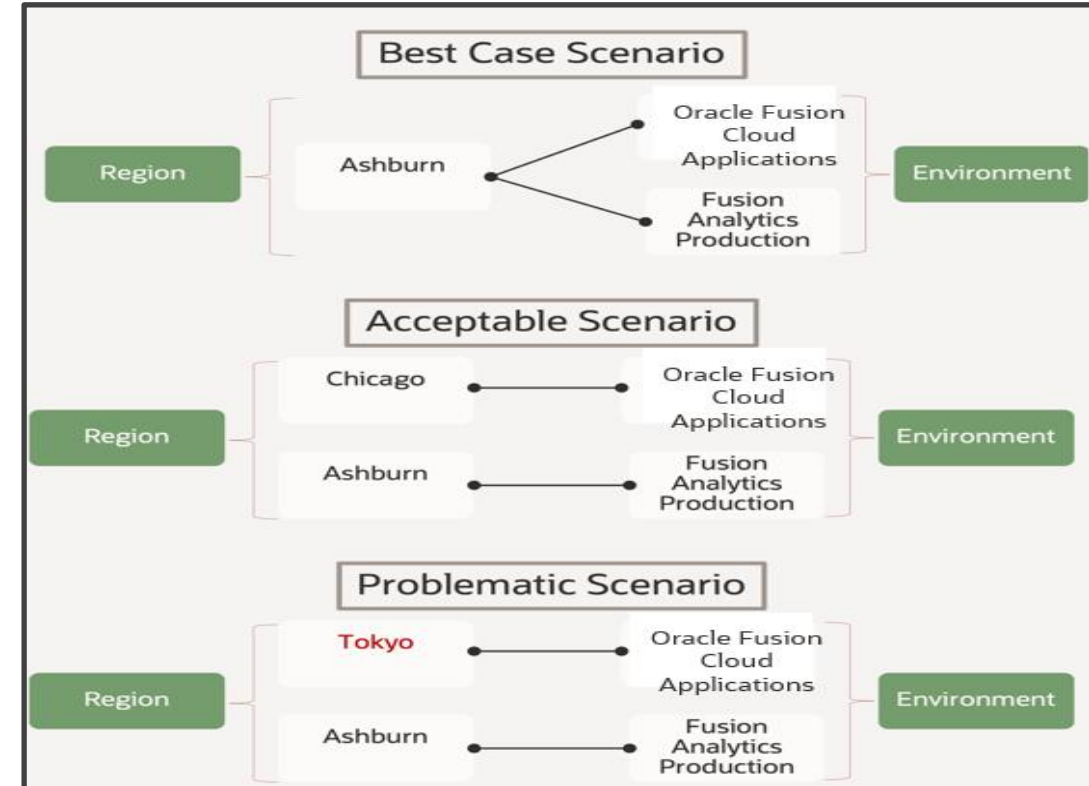


- UCC Subscription - An Active UCC subscription must exist in the cloud account which is used to activate Oracle Fusion Data Intelligence. If it doesn't exist, Subscribe and activate UCC for the cloud account first.
- Activate Oracle FDI subscription - After the FDI subscription order is processed, a Welcome email is sent by Oracle asking to activate the subscription.
- If the goal is to use single sign-on to access Oracle FDI, then set up provisioning with Single Sign-On before proceeding with instance creation.
- Create an FDI instance - If provisioned with SSO, the instance needs to be created in the federated IDCS, else, instance can be created in the default IDCS that is available with FDI.
- An email is received by Cloud Account Admins once the FDI instance is activated.

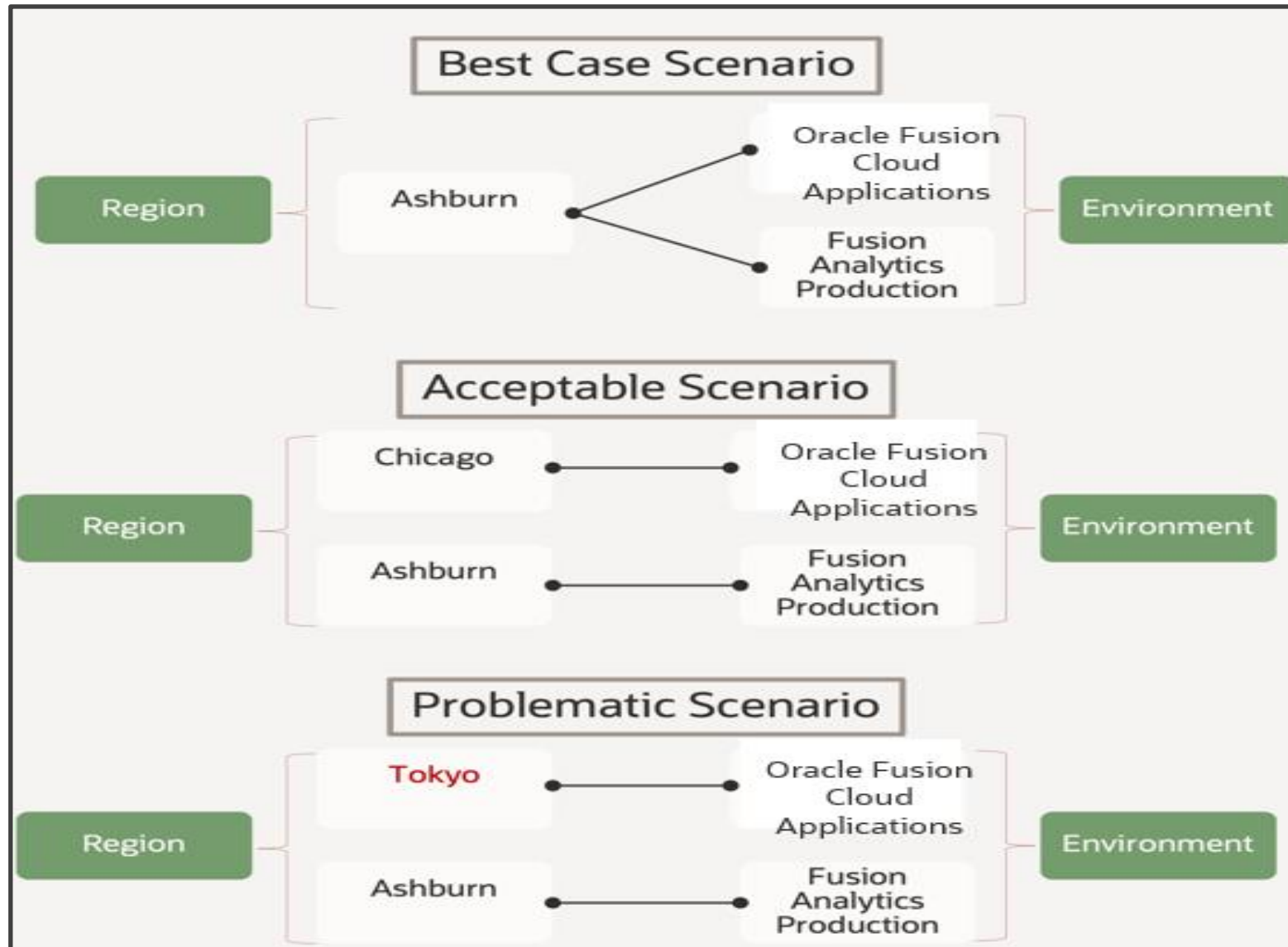


OCI Regions

- An Oracle Cloud Infrastructure region is a localized geographic area that can be separated from other regions by vast distances across countries and continents.
- Your cloud account has a home region, and you can subscribe to additional regions. The Oracle Cloud Infrastructure Console shows both subscribed and unsubscribed regions.



ORACLE FDI PRE-REQUISITES / REGIONS





Environment Pairing

- Each Fusion Analytics environment is paired with an Oracle Fusion Cloud Applications environment.
- You can pair a Fusion Analytics non-production environment with any of the Oracle Fusion Cloud Applications non-production environments.



- Oracle Fusion Applications is the main source of data for FDI
- There are pre-requisites to be completed within Fusion ERP, CX, SCM, or HCM before you can import accurate data into the FDI Datawarehouse
- The following are some examples of configurations that need to be completed, depending on the application:
 - Enterprise Calendar across all the Fusion Analytics applications
 - Exchange rates (if applicable) from Enterprise Resource Planning (ERP)
 - Financial Categories from ERP
 - Age bands from Human Capital Management (HCM)



Data Configuration	Configure connections to source systems Fusion and managed pipelines. Configure pipeline settings, data augmentations and application specific configurations.
---------------------------	---

As the cloud account administrator with the Functional Administrator or System Administrator application role, you specify the data load and reporting configuration details, and create data pipelines for functional areas that determine how the source data from Oracle Fusion Cloud Applications is loaded and displayed in the data warehouse.

For example, you might specify the Initial Extract Date as January 1, 2019, specify the global currency as US Dollars (USD), and select the exchange rate to convert transactions to the global currency.

NOTE: *The times visible in the Console are in local time zone. However, Oracle Fusion Analytics Warehouse stores the values for the **Warehouse Refresh Date Time** and **Scheduled Date** in the Coordinated Universal Time (UTC) in the autonomous data warehouse.*



Fusion Analytics configurations comprise:

- Data configuration
- Reporting configuration
- Security configuration

Oracle Cloud Infrastructure configurations comprise:

- Access configuration for Fusion Analytics with private endpoints
- Network security configuration for Fusion Analytics



Data Validation	Validate the data after loading the source data from Oracle Fusion Cloud Applications into your data warehouse.
<p>Validate Oracle Fusion Analytics Warehouse Data</p> <p>As the cloud account administrator with the Functional Administrator or System Administrator application role, you validate the data after loading the source data from Oracle Fusion Cloud Applications into your data warehouse.</p>	



- Oracle delivered functionality
- Compares metrics between your Fusion Analytics instance and your Oracle Transactional Business Intelligence (OTBI) instance
- Important to have the same access level for user in Oracle Fusion Cloud Applications and Fusion Analytics Warehouse.

The screenshot displays the Oracle Data Validation configuration page. At the top, there are tabs for "Scheduled Validation", "Detailed Validation", and "Source Credentials". A toggle switch for "Run automated Data Validation Reports" is currently turned on. Under "Oracle validation sets", the checkbox for "Validate data for ERP Analytics" is checked, while "Validate data for SCM Analytics" is unchecked. A "Show details for" dropdown menu is set to "Validate data for ERP Analytics". Under "Analytics for ERP", three subject areas are listed: "Financials - GL Account Analysis", "Financials - GL Balance Sheet", and "Financials - GL Detail Transactions". On the right side, under "Custom validation sets", three checkboxes are checked: "AP Validation Report", "AR Validation Report", and "Project Validation Report". A "Schedule recurring validation" section includes a dropdown menu set to "Weekly" and a radio button selected for "After successful pipeline runs", with a "Fridays" dropdown below it. A "Create New Report" button is located in the top right corner.



Run automated Data Validation Reports

Create New Report

Oracle validation sets

- Validate data for ERP Analytics
- Validate data for SCM Analytics

Custom validation sets

- AP Validation Report
- AR Validation Report
- Procurement Validation Report
- Project Validation Report

Show details for

Validate data for ERP Analytics ▼

Analytics for ERP

Select Subject Areas and Measures to validate for ERP

- ▶ Financials - GL Account Analysis
- ▶ Financials - GL Balance Sheet
- ▶ Financials - GL Detail Transactions

Schedule recurring validation

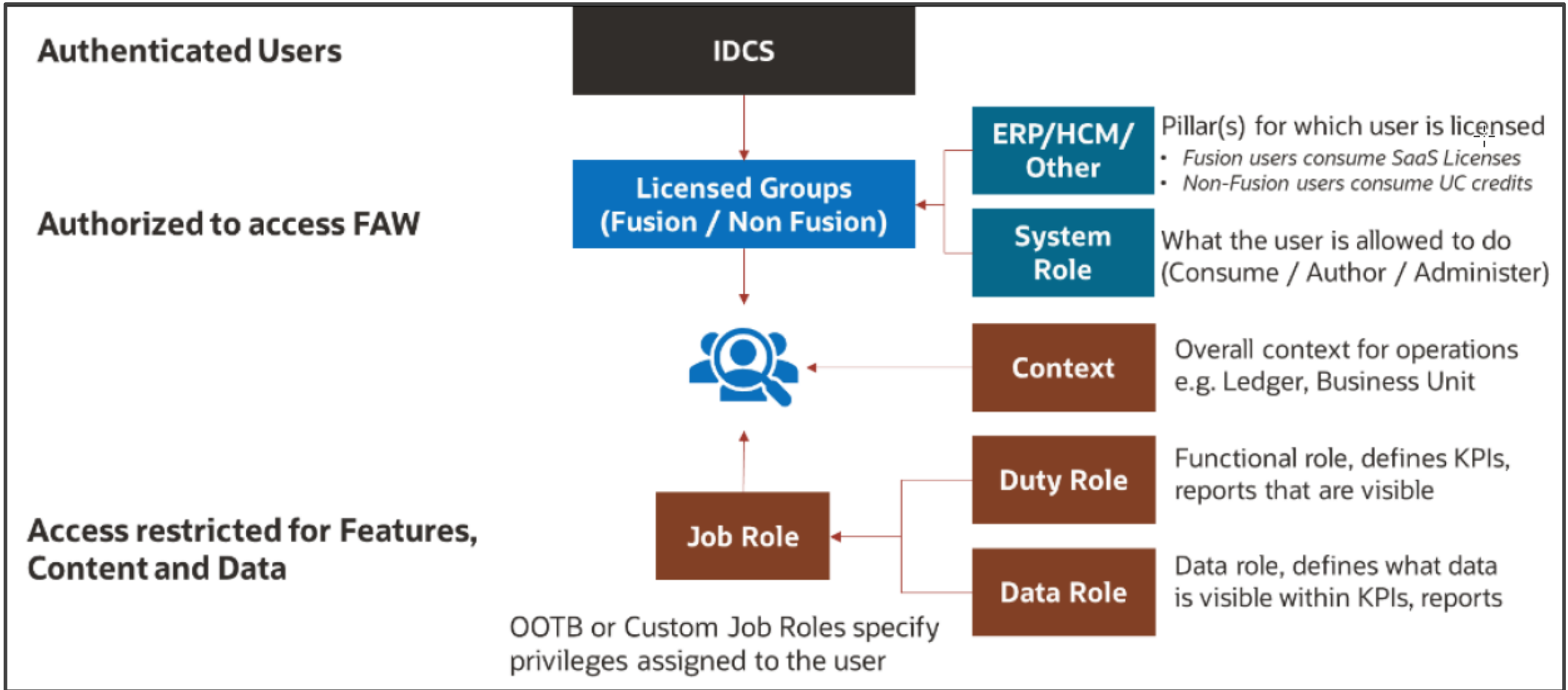
Weekly ▼

After successful pipeline runs

Fridays ▼



Security	Manage users and their access to subject areas and data.
<ul style="list-style-type: none">•Manage Users•Manage Groups•Manage Application Roles•Manage Data Access through Security Assignments•Configure Permissions for Metadata and Front-End Objects•View Activity History•Manage Uploads and Downloads•Set Up Custom Security	





- **Users accessing Oracle Fusion Analytics Warehouse must exist in Oracle Identity Cloud Service. They can either be synchronized from Oracle Fusion Cloud applications or can be newly created in IDCS.**
- **System Groups** provide users the access to navigate through FAW. At least one system group must be assigned to a user. Each system group is associated with a system application role. **Example:** FAW Licensed ERP Consumers
- **Job Roles** are synchronized from Oracle Fusion Cloud Applications into Oracle Identity Cloud Service. They consist of one more Application roles (duty and data roles) mapped to them. **Example:** Accounts Payable Manager



- **Application roles** consist of duty and data roles.
- **Duty roles** define the duties of a job as an entitlement to perform a particular action. For example, access to an AP Transactions subject area.
- **Data roles** provide access to the row-level data in the warehouse tables. For example, a group of users based on invoices relevant only to their business unit.
- **Data security assignments** apply data filters to display only the data corresponding to the security assignment values assigned to the users. Data-level security is ensured with a combination of data roles, security context, and security assignments assigned to the user.



- Create users in IDCS if the users don't already exist in Oracle Fusion Cloud applications.
- License the users to access Oracle Fusion Analytics Warehouse by assigning system groups.
- Create custom groups and application roles as required. Associate the groups to application roles.
- Associate users to custom or pre-existing job-specific groups.
- Add security assignments for the predefined security contexts to a user to ensure data access.



- Deployment of artifacts from one instance of FAW to another is carried out using Application Bundles.
- Bundles are snapshots of application artifacts such as configurations and customizations at a certain point in time. Following are the types of bundles available:
 - Data Config bundle: This includes pipeline parameters, activation metadata, data augmentations, and custom data configurations.
 - Semantic Model bundle: This includes main branch, tags, custom branch, duty and data roles for semantic extension.



- Security bundle: This includes custom groups, custom application roles, and custom security.
- Content bundle: This includes snapshots of Oracle Analytics Cloud folders, projects, dataset definitions, duty roles for content, and report parameters.
- Composite bundle: This includes one or more of the other bundles.
- Environment bundle: This includes all artifacts of a specific environment to revert to a known state of system.



← Bundles Import + Create

Bundles Activity

Search Bundles Filter by type

Bundle <input type="checkbox"/>	Type	Description	Last Modified <input type="checkbox"/>	Last Action <input type="checkbox"/>	Actions
No data to display.					

Create Bundle

- Environment Bundle
- Composite Bundle
- Content Bundle
- Data Config Bundle
- Semantic Model
- Security Bundle



Oracle owns and maintains the delivered FDI Data Pipeline



FDI is extensible and customizable at every level of the stack



Updates are managed by Oracle (includes customizations if done following the process outlined by Oracle)



You cannot modify or extend the delivered ETL Jobs or Semantic Models delivered with FDI



GET IN TOUCH

ORACLE

Partner



Leading the Way in Digital, Data & Cloud Transformation
We would love to discuss your
Oracle initiatives

CORPORATE

475 Metro Pl S, Suite 120
Dublin, OH 43017, USA
+1 (614) 503-0000
connect@smactworks.com



www.smactworks.com

GLOBAL DELIVERY

SKCL Infinite Towers
Thiru-vi-ka Ind. Estate,
Chennai, India.
+91 (44) 2250-1116



FDI Content Explorer Link

<https://oac-public.com/ui/dv/ui/home.jsp?pageid=visualAnalyzer&reportmode=full&reportpath=%2F%40Catalog%2Fshared%2FFeatured%20Samples%2FFusion%20Analytics%20Content%20Explorer>



Let's Connect



Website

<http://andouc.org/>



Chat with the Experts

<https://bit.ly/Join-ANDOUC-Slack>



Watch Previous TechCasts

<https://bit.ly/3qmGgHN>



@AnalyticAndData



<https://www.facebook.com/AnDOracleUserCommunity>



<https://www.linkedin.com/company/analytics-and-data-oracle-user-community>



Spatial + Graph SIG
bit.ly/Spatial-Graph-LinkedIn





Analytics and Data
ORACLE USER COMMUNITY

Save the Date

Analytics and Data Summit 2025

April 8-10, 2025

Oracle Conference Center
Redwood Shores, California

www.andouc.org/analytics-and-data-summit-2025/



Call for Speakers now open!
Submit your abstract today:
<https://sessionize.com/andsummit2025>

