



ANALYTICS AND DATA

TechCasts

Our New Favorite Features of OAC – November 2025 & January 2026 Releases

Branden Pavol, Advanced Analytics Manager, Worthington Steel
Gautam Pisharam, Oracle Principal Product Manager, Analytics
Carter Beaton, Business Intelligence Lead Consultant, Argano

Past & Future TechCasts:



November 13th

From Imagery to Interactive 3D Maps –
Outline Global with CISS and Oracle Cloud

Presented by Dr. Alexander Willner



December 11th

Advancing Forestry through AI-Driven
Insights from Sensor Data

Presented by Johannes Rahlf



January 8th

Using Graph Analytics for Fraud Detection at
Mercado Libre

Presented by Melli Annamalai

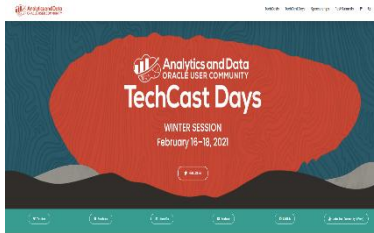
TechCast Archive

2026	2025	2024	2023	2022	2021
Date	Title	Presenter(s)		Replay	Download(s)
Jan 8	The Oracle AI Microservices Sandbox for RAG Rapid Prototyping	Melli Annamalai & Phani Chilikapati		Video	Slides

Submit a topic to share at <https://andouc.org/techcasts/>




Let's Connect



Website

<http://andouc.org/>



Chat with the Experts

<https://bit.ly/Join-ANDOUC-Slack>



Watch Previous TechCasts

<https://bit.ly/3qmGgHN>




<https://www.linkedin.com/company/analytics-and-data-oracle-user-community>



Spatial + Graph SIG

bit.ly/Spatial-Graph-LinkedIn



@analyticsndataouc.
bsky.social

Feedback Panel

Oracle PM's:



Emcees:




- Provide feedback directly to Oracle PM's
- Find out what's coming next
- Tell them what you'd like to see next in future releases

Thursday - 1:30p



Analytics and Data

SUMMIT 2026



SAVE THE DATE!
April 14-16, 2026



**Registration is
WIDE OPEN!!**

Today's Agenda

Branden: Best Practices for Using the AI Agents in OAC

- Creating a dataset from a subject area
- Indexing and aliasing the columns for the AI Assistant
- Creating an AI Agent
- Adding supplemental Instructions and RAG documents
- Running a few chat scenarios
- Exploring what works well and doesn't work well through the process

Gautam: Vector Tiles

- Demo of Vector Tiles on Maps
- Demo of configuration of Vector Map Layers

Carter: Slick New Features

- Catalog organization for Data Set, Data Flows Connections and Machine Learning object
- Save workbook state
- Column swap
- Set multiple data actions
- Create and share filter groups

Helpful Links –

ORACLE ANALYTICS VIDEOS:

<https://www.youtube.com/@OracleAnalytics/videos>

OAC NOVEMBER 2025 AND JANUARY 2026 NEW FEATURES VIDEOS BY ORACLE:

<https://bit.ly/OACNov25Features>

<https://bit.ly/OACJan26Features>

OAC NEW FEATURES DOCUMENTATION BY ORACLE:

<https://docs.oracle.com/en/cloud/paas/analytics-cloud/acswn/index.html#GUID-CFF90F44-BCEB-49EE-B40B-8D040F02D476>

ORACLE ANALYTICS COMMUNITY:

<https://community.oracle.com/products/oracleanalytics>

ORACLE ANALYTICS LIBRARY/EXAMPLES:

<https://www.oracle.com/business-analytics/data-visualization/examples/>

ORACLE ANALYTICS LIVE DEMOS:

<https://www.oracle.com/business-analytics/data-visualization/demos/>